


## Fanny's Favorite



12" finished quilt block  
9" finished quilt block

# Fanny's Favorite

## Sample Quilt Layouts



## Fanny's Favorite

12" finished quilt block

Fabric Placement



### How-to Notes




Bisect square on one diagonal



Bisect square on both diagonals

\*All seam allowances are ¼" unless noted otherwise


1



**Background fabric**

Cut 2 squares 4 ⅞" and bisect on one diagonal

2



**Dark accent fabric**

Cut 4 squares 2 ⅞" and bisect on one diagonal

3



**Focus fabric**

Cut 4 squares 4 ½"

4



**Light accent fabric**

Cut 1 square 4 ½"

Cut 4 squares 2 ½"



## Fanny's Favorite

9" finished quilt block

Fabric Placement



### How-to Notes




Bisect square on one diagonal



Bisect square on both diagonals

\*All seam allowances are 1/4" unless noted otherwise


1



**Background fabric**

Cut 2 squares 3 7/8" and bisect on one diagonal

2



**Dark accent fabric**

Cut 4 squares 2 3/8" and bisect on one diagonal

3



**Focus fabric**

Cut 4 squares 3 1/2"

4



**Light accent fabric**

Cut 1 square 3 1/2"

Cut 4 squares 2"

## Fanny's Favorite

