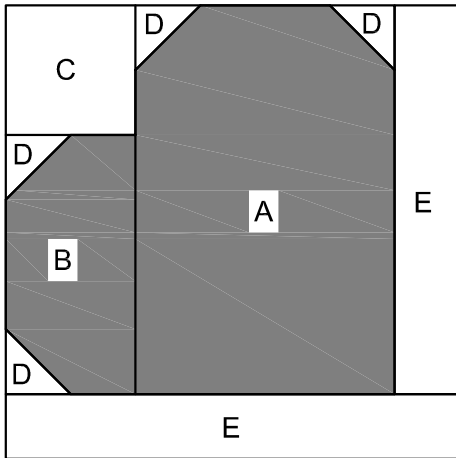


BOM Mini 2021-2022

Month #4 - February



Heart Block --- SMALL SIZE

(3 1/2" square finished, 4" square unfinished)

A - 2 1/2" x 3 1/2" (cut 1)

B - 2 1/2" x 1 1/2" (cut 1)

C - 1 1/2" x 1 1/2" (cut 1)

D - 1" x 1" (cut 4), draw diagonal line on each square & sew on line at corners where shown on pieces A & B.

E - 1" wide sashing on two sides as shown.

Sew B unit & C pieces together, then sew to A unit. Then sew on E sash pieces.

Heart Block --- LARGE SIZE

(5 1/4" square finished, 5 3/4" square unfinished)

A - 3 1/2" x 5" (cut 1)

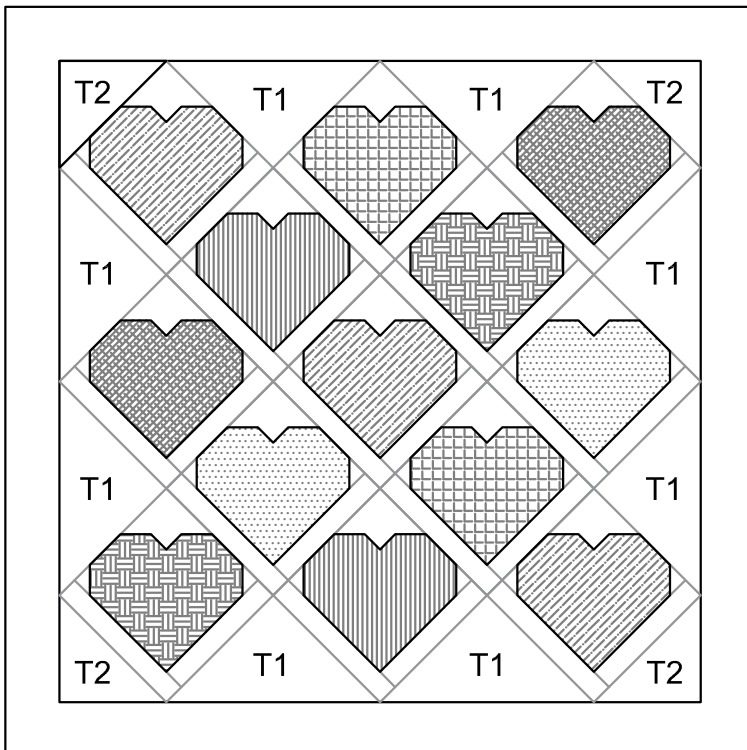
B - 3 1/2" x 2" (cut 1)

C - 2" x 2" (cut 1)

D - 1 1/4" x 1 1/4" (cut 4), draw diagonal line on each square & sew on line at corners where shown on pieces A & B.

E - 1 1/4" wide sashing on two sides as shown.

Sew B unit & C pieces together, then sew to A unit. Then sew on E sash pieces.



LAYOUT

Hearts Mini --- SMALL SIZE

Make 13 heart blocks

Cut edge triangles:

T1 - Cut (4) 4 1/2" squares cut in half diagonally for 2 triangles each square, for total of 8 triangles.

T2 - Cut (1) 4 3/4" square, then cut diagonally two ways for (4) triangles at corners.

Border - Cut 1 3/4" strips

Sew heart blocks and edge triangles together as shown. Add border.

Hearts Mini ---- LARGE SIZE

Make 13 heart blocks

Cut edge triangles:

T1 - Cut (4) 6 1/4" squares cut in half diagonally for 2 triangles each square, for total of 8 triangles.

T2 - Cut (1) 6 1/2" square, then cut diagonally two ways for (4) triangles at corners.

Border - Cut 1 3/4" strips

Sew heart blocks and edge triangles together as shown. Add border.

Border - cut 2 1/2" strips

QUILT OVERALL SIZES:


Small Hearts Mini - 17 1/2" square (finished); 18" W square (unfinished)

Larger Hearts Mini - 26 1/4" square (finished); 26 3/4" square (unfinished)


BOM Mini 2021-2022

Month #4 - February


OTHER LAYOUT OPTIONS:



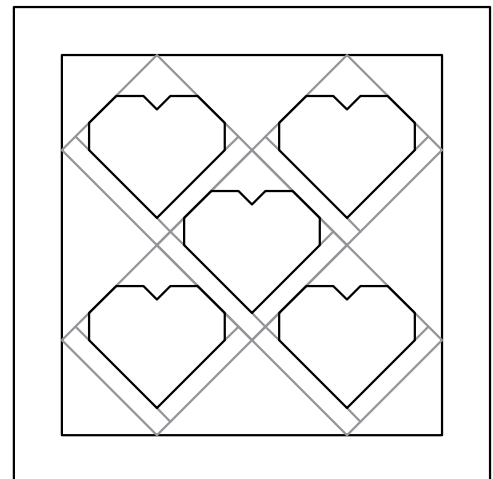
8 Heart blocks



11 Heart blocks



18 Heart blocks



5 Heart blocks