

Tea Block 2012

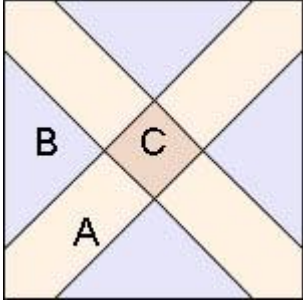

Kentucky Crossroads





Union

Confederate

The pattern Kentucky Crossroads was given the name in an early 20th century magazine. The Kentucky Crossroads is an authentic pre-Civil-War pattern.

 <p>Cutting for an 8" Finished Block</p>	<p>A piece - Cut 4 strips 2-3/8" x 5-1/2" either a neutral (cream or tan), and use an appropriate Gray or Blue for the Civil War era. You'll trim these strips at the end.</p>  <p>B piece - Cut 1 square 6-5/8" of either a neutral (cream or tan), and use an appropriate Gray or Blue for the Civil War era. Cut this square into 4 triangles with 2 diagonal cuts.</p> <p>C piece - Cut 1 center square 2-3/8" from a dark red fabric</p>
---	---

 <p>Piece an A strip to either side of C</p> <p>Piece a B triangle to either side of an A strip. Repeat.</p>	<p>Sew the corner strips to the center strips. Trim the corners.</p> 
---	---