

BOM MYSTERY QUILT 2019-2020

Month #1 - November

LARGE

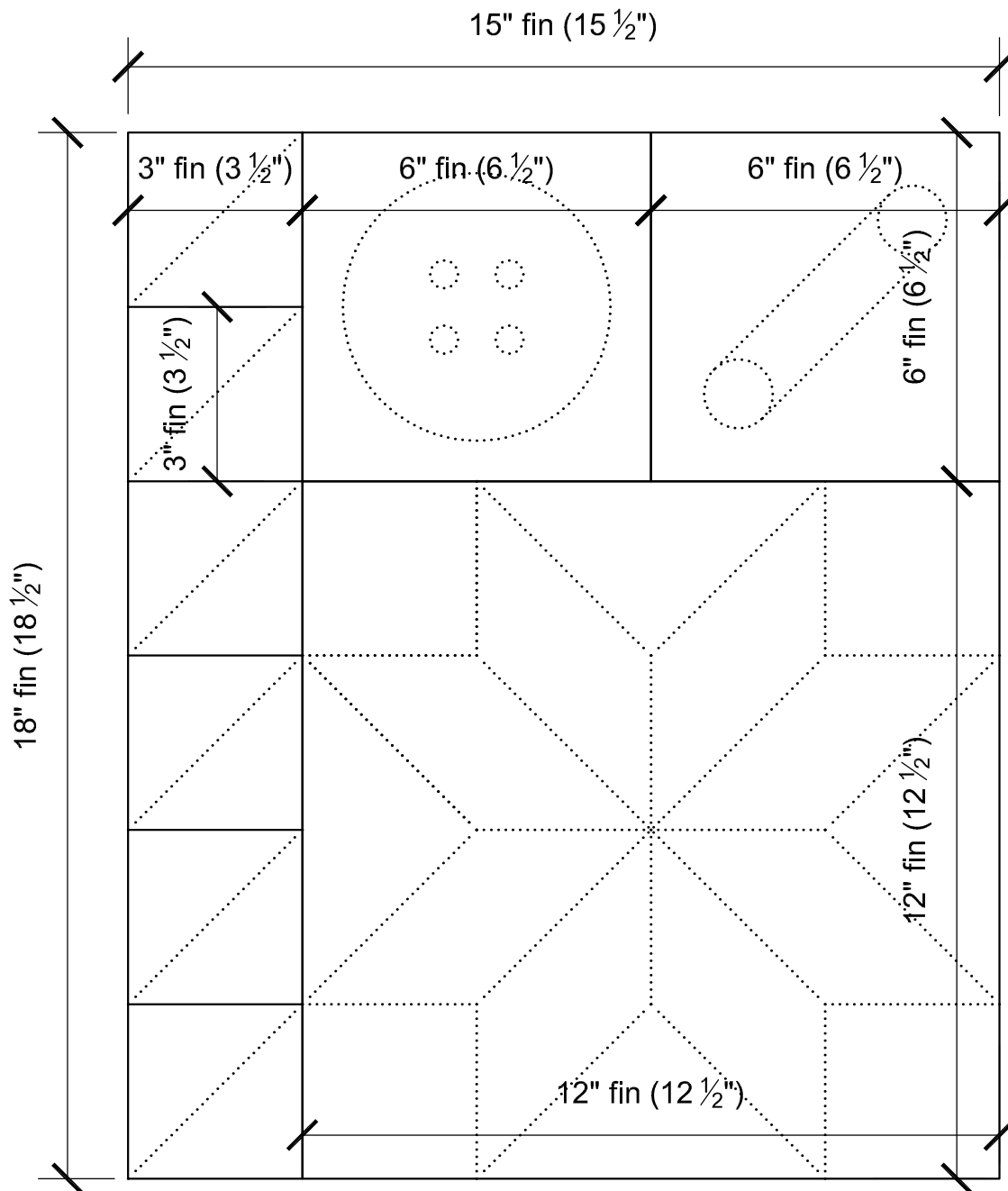
Part 1 - Button block - 6" W x 6" H - finished (6 1/2" x 6 1/2" unfinished)

Part 2 - Safety pin block - 6" W x 6" H - finished (6 1/2" x 6 1/2" unfinished)

Part 3 - Star 'A' block - 12" W x 12" H - finished (12 1/2" x 12 1/2" unfinished)

Part 4 - Half square triangles - 3" W x 18" H - finished (3 1/2" x 18 1/2" unfinished)

*Each half square triangle is 3" x 3" finished (3 1/2" x 3 1/2" unfinished)



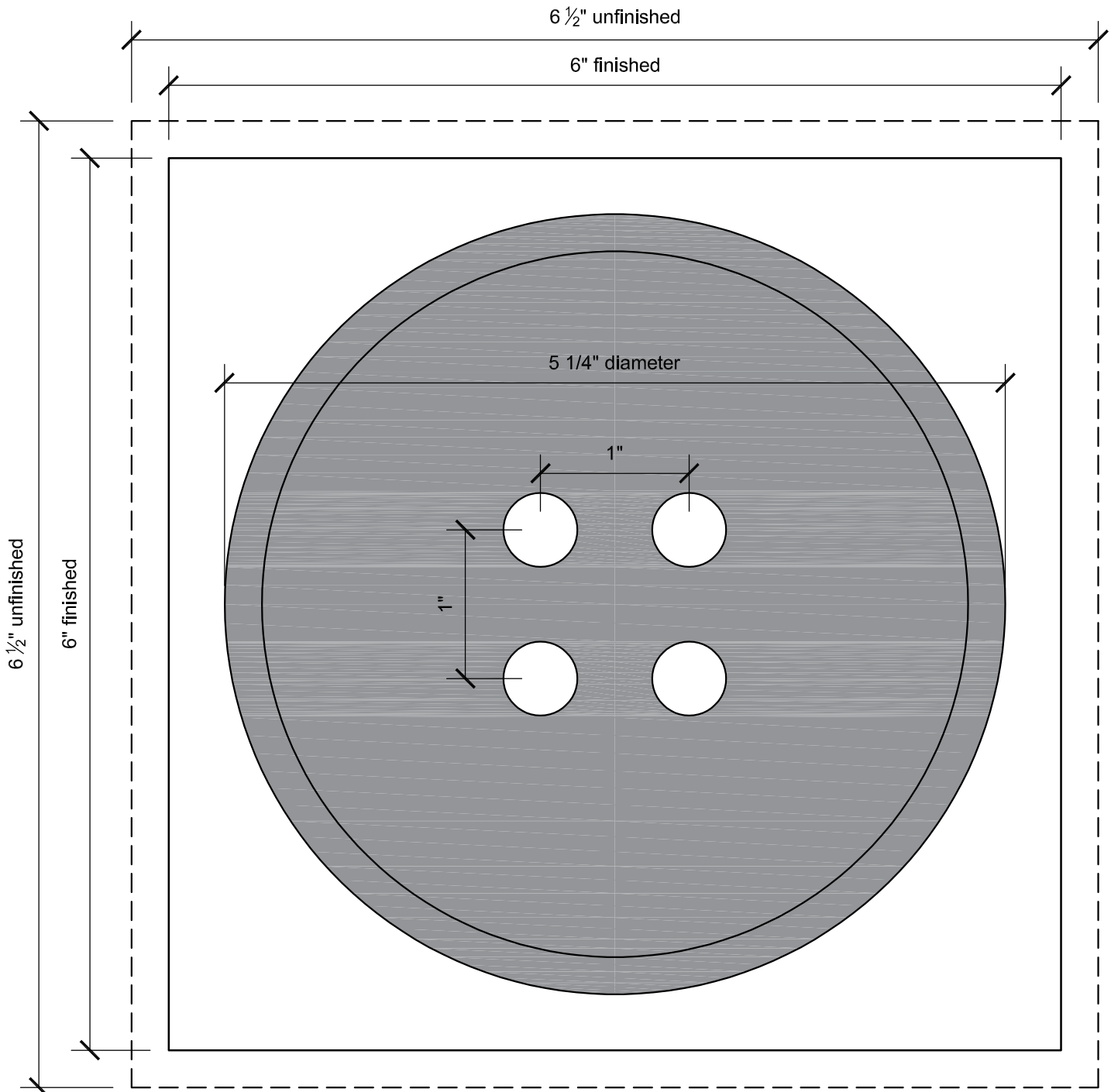
BOM MYSTERY QUILT 2019-2020

Month #1 - November

LARGE

Part 1- Button Block (Appliqué)

- Cut (1) $6\frac{1}{2}$ " x $6\frac{1}{2}$ " square background piece
- Use button template below to cut out appliqué for button.
- Use button holes templates below to cut out appliqué for button.
- Appliqué button piece and button hole pieces to background using appliqué method of choice.



BOM MYSTERY QUILT 2019-2020

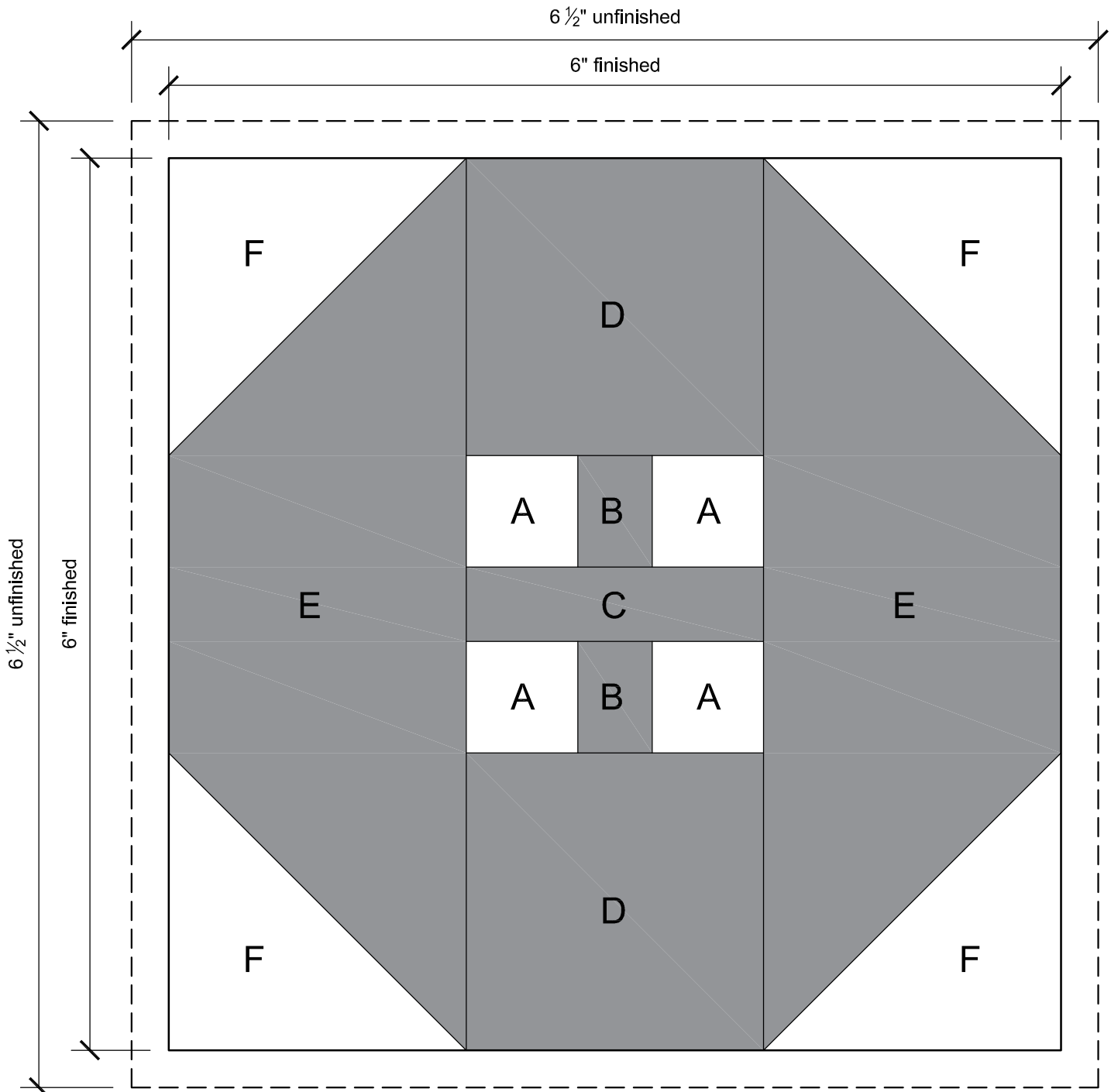
Month #1 - November

LARGE

Part 1- Button Block (Pieced)

- Cut: A - (4) $1\frac{1}{4}$ " x $1\frac{1}{4}$ "
 B - (2) 1 " x $1\frac{1}{4}$ "
 C - (1) $2\frac{1}{2}$ " x 1 "
 D - (2) $2\frac{1}{2}$ " x $2\frac{1}{2}$ "
 E - (2) $2\frac{1}{2}$ " x $6\frac{1}{2}$ "
 F - (4) $2\frac{1}{2}$ " x $2\frac{1}{2}$ ", draw diagonal line on wrong side of (F) square and lay square on each end of piece E and sew on diagonal line.

Sew pieces together as shown. (Pieces will finish $\frac{1}{2}$ " less than cut dimension.)



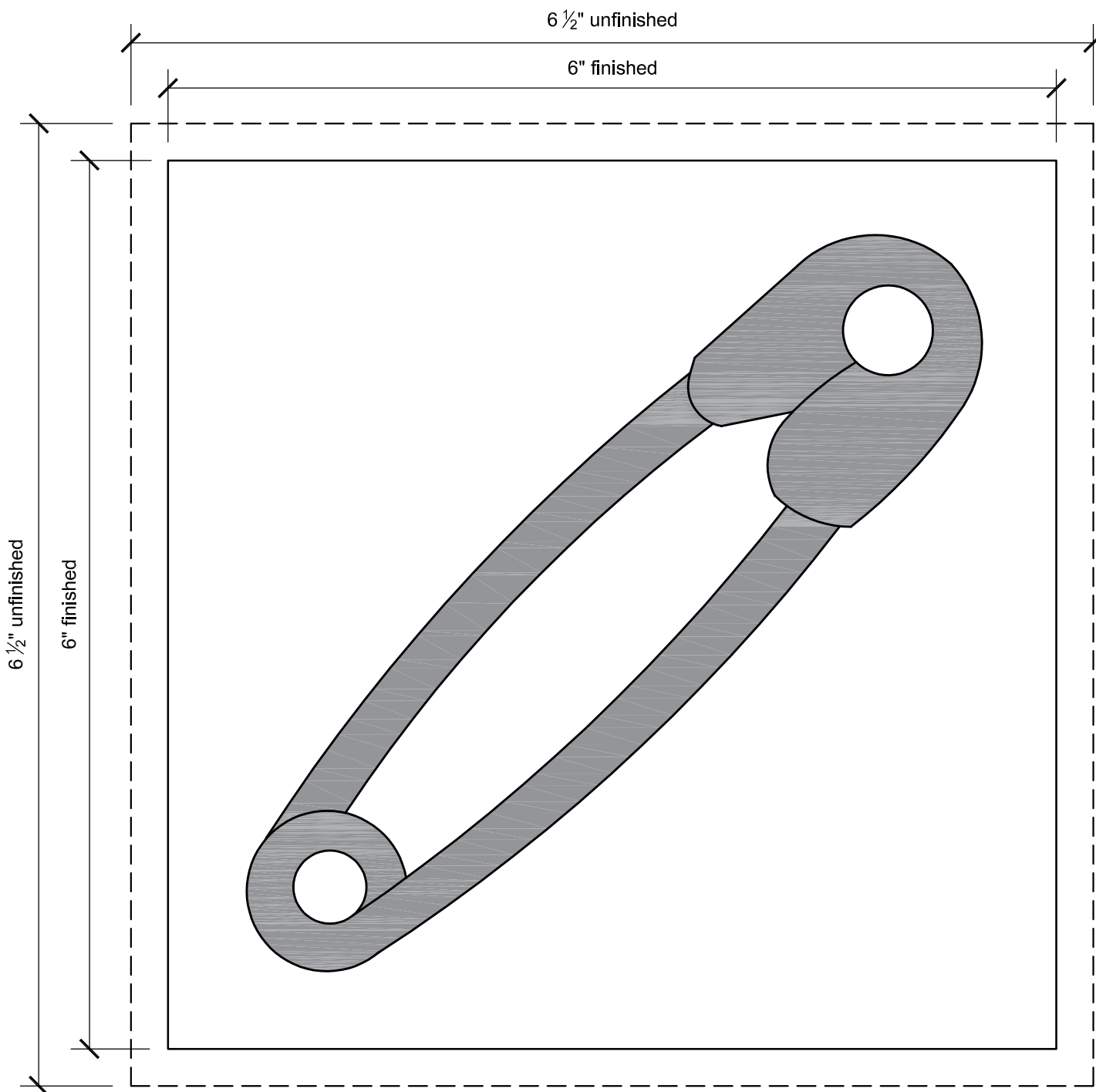
BOM MYSTERY QUILT 2019-2020

Month #1 - November

LARGE

Part 2 - Safety Pin Block

- Cut (1) 6 ½" x 6 ½" square background piece
- Use safety pin template below to cut out appliqué.
- Applique safety pin piece to background using applique method of choice.



BOM MYSTERY QUILT 2019-2020

Month #1 - November

LARGE

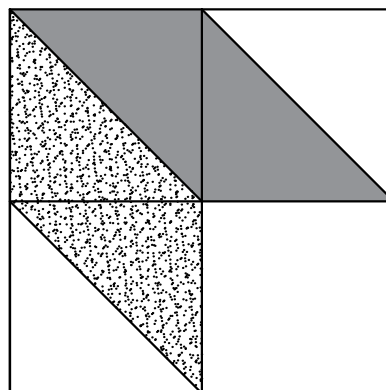
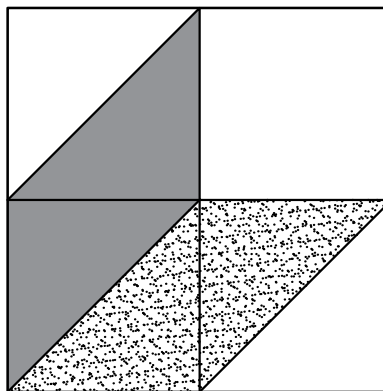
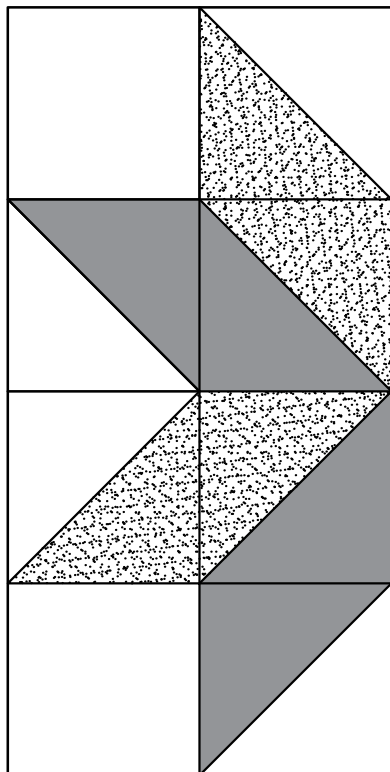
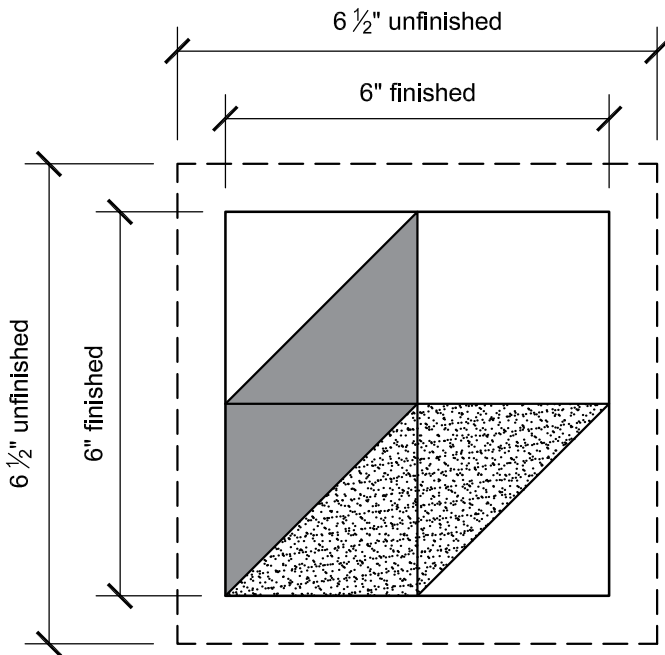
Part 3- Star Block 'A'

To make (1) unit:

- Cut (1) $3\frac{1}{2}$ " x $3\frac{1}{2}$ " square
- make (3) half square triangles, each $3\frac{1}{2}$ " x $3\frac{1}{2}$ " unfinished

Sew (3) half square triangles and (1) square together as shown.

Make (4) units total.



Sew (4) units together as shown.

Block will be
 $12\frac{1}{2}$ " x $12\frac{1}{2}$ " unfinished
 (12" x 12" finished)

BOM MYSTERY QUILT 2019-2020
Month #1 - November

LARGE

Part 4 - Half-square Triangles

Make (6) half square triangles, each $3\frac{1}{2}$ " x $3\frac{1}{2}$ " unfinished
(3" x 3" finished)

Sew (6) half square triangles together as shown.

