



# Loose Threads News

Volume 23 Issue 9

June 2018

## 1<sup>st</sup> Wednesday Agenda

9:30 Doors open -  
refreshments & socializing

10:00 Business Meeting  
Show 'n Tell

Election of Officers

## 3<sup>rd</sup> Wednesday Agenda

9:30 Doors open- refreshments &  
socializing

10:00 Tea Discussion Topics



## President's Message

### “Just Do the Next Right Thing”

This simple suggestion is a good one whenever we are feeling overwhelmed.

Whether we have big challenges like getting through another day of grief, or smaller challenges like overcoming procrastination, there is value in this suggestion. Instead of fretting or ruminating, we can use the present moment to identify the next right thing – and do just that thing.

The next right thing can involve self-care. Get out of bed (or go to sleep). Take a walk, a shower, a meal, etc. Reach out to connect with someone. Do the dishes. Schedule a necessary appointment. Do one piece of paperwork or one task that's been lingering on your to-do list.

Unexpected events can happen and our next right thing clearly turns into something else. So, we shift to the new next right thing as needed. Call the emergency services, a plumber, or someone who cares about us to help.

In quilting, there's always a “next step” in each project or UFO. We would never complete a quilt unless we practice doing the “next right thing.” Hoping that summer is bringing each of us the opportunity to do some quilting – one step at a time.

*Eileen*

The business meeting scheduled  
for July 4<sup>th</sup> has been cancelled.

## April Road Trip



Winnie, Betty Ann, Rosemary and Lil doing a bit of 'bench posing' themselves...and obviously enjoying it!



En Plein Air



Woman in the Shawl

The April road trip turned out to be just 4 LT members who enjoyed a delightful day that included lunch, a museum exhibit and fabric shopping.

"The "Park Bench Stories" exhibit at the Everhart Museum in Scranton featured the artwork of Leni Levenson Wiener who captures images of people sitting on park benches from collages of fabric. These 'figurative fabric collages' were drawn from hundreds of photos she's taken around the world of people sitting on benches. From checking the smartphones to eating gelato to mediating, the actions of the subjects give a small glimpse into their lives and who they are."

See more of Leni's work at:  
<http://leniwiener.com/>



The Poet Philosopher

## Minutes - May Meeting

The Monthly Business Meeting of the Loose Threads Guild was held at the United Church of Christ in Spring City, PA on May 2, 2018 facilitated by President Eileen Frankil. Meeting was called to order at 10:00am.

**Guests:** There were no guests.

**Basting:** The next basting meeting will be held on May 30. If anyone has a basting project, please contact Kathy Neiman, Loretta Radewonuk, Kiti Williams or Jean Sullivan to schedule.

**Charity Projects:** Nancy Kinyon-Samec reported that the number of charity items on hand are: 6 children's quilts, 9 adult quilts, 4 ICE quilts, 1 walker bag and 17 pillowcases. Members interested in sewing surgical hats may refer to instructions in the March newsletter.

**Day Camp:** A very successful Day Camp was held on April 10-11 and sincere thanks were extended to organizers Betty Ann Dawson and Lil Evans for a fantastic time had by all 34 attendees. The next Day Camp will be on October 9-10,

**Evening Bee** – Sign up with Sally Ater if planning to attend the Evening Bee on May 9.

**Fabric Exchange:** Clem Dupont and Linda Glass collected and sorted fabrics for the fabric exchange and they were then available for pick-up at the conclusion of the meeting.

**Field Trip:** It was reported that four LT members traveled to the Everhart Museum in Scranton in April and also visited fabric shops. Members were also reminded of the Calico Cutters Quilt Show at Good Samaritan Church on May 4-5.

**Hospitality:** Thanks were extended to Bonnie Strickland who offered her help to fill in with the Hospitality Team for a few months until Geri Dulis returns.

**Library:** No report.

**Newsletter:** No report.

**Nominating Committee:** The Nominating Committee (Laurie Kelly, Pat Leiter and Pat Phillion) reported that the slate of nominees received to date include: President: Eileen Frankil, Vice President: Pat Leiter; Secretary: Sylvia Homa. Nominations may still be made at the June meeting when active members who are present will vote on the officers for next year.

**Programs:** The Program for May 16 will feature a lecture by Cynthia England who will also present a Workshop starting at 9:30am on the day before, May 15, for those who have signed up. The lecture is open to all members and associate members. In June, several Tea Discussion programs will be offered in 20-minute rotations. They are: Dresden Plate with Nancy Miller, Group Exchange Ideas with Melinda Novatnak, and Tips for Sewing and Quilting with Christine Fallon. Attendees may attend all three sessions.

Note: It was agreed to cancel the regularly scheduled Business Meeting on Wednesday, July 4, therefore the June business meeting will include July topics.

**Round Robin:** Boxes with projects for the "Row by Row" were exchanged at the meeting.

**Secret Pal** – Participants were reminded to check the square table in the rear of the meeting room to pick up their Secret Pal gifts. Contact Margie Allen with any questions.

**Sunshine:** Carolyn Ferrandino was back in attendance at the meeting and very grateful for the sunshine shared by Loose Threads members during the time of her husband's illness and passing.

**Tea:** Christine reviewed financial data and the net proceeds from the recent Tea. The chairperson for the next Tea will be Diane Hess. Anyone interested in being co-chair, please contact Diane. The Tea Committee will discuss a proposal to change current directions on Craft items made by

Continued on page 4



## May Minutes, continued

Loose Threads members and offered for sale at the Tea. Betty Ann Dawson and Lil Evans will begin to collect items for the Sewing Room Sale beginning in July!

**Website:** Details on the BOM project and all newsletters are available on the Website.

**Membership:** There are currently three individuals on the Membership Wait List.

**Raffles:** Winners: Name Tag Raffle: Kiti Williams; Business Raffle: Linda Garthe

**Show and Tell:** After Show 'n Tell, the meeting concluded at 11:00am.

Respectfully submitted,

*Joanne Cantwell*, Acting Secretary



It was a small basting meeting on May 30<sup>th</sup> but we did get two small quilts basted and a binding completed.

## June Block of the Month

**NOTE:** The pattern for this block was sent as a separate PDF file along with this newsletter.

There are 3 ways this **Star of the East** block can be assembled:

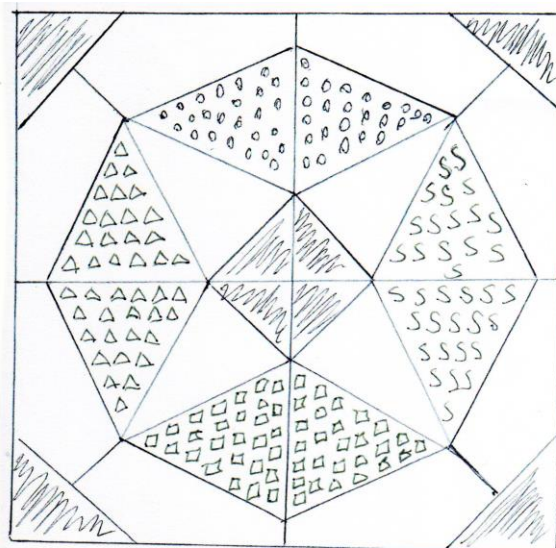
- Templates made from the quartered pattern with a 1/4" seam added,
- Paper patterns made for EPP, or
- Doing the block in quarters in the Paper Piecing technique.

If doing Paper Piecing, you have 1 Y seam that can be done by cutting the foundation along the sewing line and sewing that seam normally, then adding in the last triangle (E) onto the foundation.

If you do the other 2 techniques, you will need to have section A and C as a complete section, 1 square and 4 diamonds.

Pieces A and E are usually cut from the same cloth, section D is in the background color, and section B is done in yellow to be the "Star".

Kiti Williams



Star of the East  
By Laura Wheeler

## Getting to Know You

## Brenda Calhoun

Let's start with Brenda's hobbies, she LOVES to quilt! Aside from being a new and active member of Loose Threads, she belongs to Main Line Quilters, (another day guild that meets on Fridays). In addition, she joins a group for Needle Night at St. Peters UCC church near St. Peter's Village on Monday evenings, quilts at St. Paul's Baptist church in West Chester on Tuesday nights and sews with quilters at the Vineyard church in Chester Springs on Wednesday nights.

Brenda grew up in a family of six children (4 brothers/1 sister) in San Diego, California and aside from a year spent in Germany, she has lived her entire life in California. Her initial introduction to Pennsylvania was when her husband's job brought them here about 18 months ago. After getting settled into her house in Glenmoore, she decided not to work so began looking for a quilt group that met during the days and found Loose Threads on line. This led to more friendships and more quilt groups - so she keeps very busy with her fabrics, rulers, cutting tools and needles!

Brenda studied math at Point Loma College in California and worked as a bookkeeper for a number of years. She learned to quilt about 30 years ago and most enjoys piecing the tops of quilts. She has quite a variety of projects going at once and is a very prolific quilter!

Serving as a Scout leader for many years, Brenda also enjoys crafts and is proud to mention that her daughter (an aerospace engineer in Florida) achieved the rank of "Gold" in Girl Scouts. They also celebrated with their son when he became an Eagle Scout. He now works as a financial analyst in



Tennessee. Brenda and her husband try to work in visits with each of the families several times a year.

As a newcomer to Pennsylvania, Brenda mentioned that she enjoys our weather! (Is SHE responsible for all of those Snow Days that we encountered this Spring? Should we tell her that this is not what we call a "normal" Spring)? Welcome to Loose Threads, Brenda!

Joanne Cantwell







## May Speaker and Workshop - Cynthia England



We really enjoyed our visit with Cynthia England in May. With her Texas drawl and infectious giggle, she totally entertained us with her talk, *"Why'd I Buy This Ugly Fabric?"* We saw her delight with ALL (!) conversational fabrics which ran the gamut from horses in yellow boots and ponchos (with ducks in their pockets) to hunky male pin-ups. She may have won Best of Show three times at Houston with her "artsy-fartsy" quilts but she sure has a good time making "fun" quilts with her multitude of conversational prints. Loved that Three Stooges Stack-N-Whack!



## Hospitality



**Snack:**  
**Snack:**  
**Fruit/Veg:**  
**Cold Drink:**

### June 6

Winnie McCarraher  
 Judy McCourry  
 Mary Larkin  
 Sally Ater

### June 20

Carolyn Thompson  
 Judy Peters  
 Betty Ann Dawson  
 Judy Schafer

## Nominations for Guild Officers

Elections for our 2018-2019 guild officers will be held at the June business meeting. You must be present to vote. Additional nominations may be made at the meeting. Their one-year term will begin in September. The current slate is as follows:

**President:** Eileen Frankil

**Vice-President:** Pat Leiter

**Secretary:** Silvia Homa

**Treasurer:** Christine Fallon will be returning for the second year of her 2-year term.



## Fabric Exchange

### June - Light Blue

June's **Batik** color is **light blue**. Cut 6 ½" squares and place them in a zip lock bag marked with your group, A or B, and your name.

- **Group A** turns their squares into Clem Dupont at each business meeting.
- **Group B** turns their squares into Marylou Boryta.
- If either Clem or Marylou is NOT at a meeting, give your squares to Linda Glass

## JUNE BIRTHDAYS

1 Loretta Radewonuk  
 3 Barbara Painter  
 7 Margie Allen  
 9 Sandy Michalec  
 21 Nancy Kinyon-Samec  
 22 Donna Matthais  
 23 Debby O'Keefe  
 24 Christine Fallon  
 25 Carolyn Ferrandino





## June Program

The June program meeting will feature three of this year's Tea discussion topics led by our Loose Threads members. Each presentation will run about 20 minutes - so we will get to see them all!

### Sewing Tips to Make Your Quilting Life Easier

Christine Fallon

Are you looking to save money on save or some sewing notions? Would you like some suggestions on items to pack for a sew day/retreat? Is your craft room disorganized? Hear some of our tips and share yours.

### Many Hands Make Great Quilts

Melinda Novatnak

There are many ways for quilters to gather to make their quilts. Sourdough exchanges are a great way to start. We will be giving examples of the different ways to do sourdough exchange and talk about other kinds of exchanges such as round robins and online swaps.

### Easy Dresden Plates

Nancy Miller

Have you ever admired the beautiful Dresden Plate quilt block but thought it was too complicated! Have no fear – once you see how easy they are to piece, you will be hooked. Learn about the history behind Dresden Plates, the rulers you need to rotary cut your pieces, and the easy process for stitching them up and creating your own.



## Upcoming Events

**Saturday, June 9, 2018**

Mainline Quilters

“Trash to Treasure”

A Sale for Quilters, Crafters & Friends

10 am to 1 pm

Tredyffrin Township Library

582 Upper Gulph Road

Strafford, PA 19087

Quilt fabric, yardage and fat quarters, fabric kits, quilt kits, orphan blocks, UFOs, and decorator fabric

Yarn, cross-stitch and needlepoint kits.

Lace, beads, and embellishments.

Lovingly used books, magazines patterns and more, all priced to sell!

The Tea Sewing Room Sale ladies will begin receiving any of your Tea donations in July. We'd like to start getting items sorted, pricing them and boxing them up so that we will be very organized for the 2019 Tea.

Betty Ann Dawson & Lil Evans



## Quilt Patterns Online



<https://www.andoverfabrics.com/Quilts/Golden%20Hour-Golden%20Sunset.pdf>

Golden Sunset  
Finished Size 41" x 33"  
Designed by Luana Rubin



<https://www.andoverfabrics.com/Quilts/Cats-The%20Cat%20Quilt.pdf>

The Cats Quilt  
Finished size 68" x 84"  
Designed by Lynne Goldsworthy

We've all found lots of free quilt patterns online. These three are from **Andover Fabrics** which has over 600 (!) available to download as a PDF file. There are a myriad of designs from traditional to contemporary in a range of difficulty.

The traditional one shown here is an Edyta Sitar design. I think the applique is lovely. This pattern is a smaller size but it could even be used as a center for a larger medallion quilt.

The second, a contemporary design, is entirely different. I have some Lonni Rossi fabrics I purchased after her talk at our guild. I thought her beautiful fabrics might be suitable for 'Golden Sunset'.

The third pattern was made with a 'cat' print collection but it could work in any fabric. In a smaller size it would be a fun kid's quilt and the pattern is an easy one.



<https://www.andoverfabrics.com/Quilts/Crystal%20Farm-Berry%20Patch.pdf>

Crystal Farms by Laundry Basket Quilts  
Finished Size 34" x 34"  
Designed by Edyta Sitar

## Officers & Contacts

### **PRESIDENT**

Eileen Frankil efrankil@comcast.net

### **VICE PRESIDENT /MEMBERSHIP**

Pat Leiter pleiter59@gmail.com

### **TREASURER**

Christine Fallon lasagnacook@verizon.net

### **SECRETARY**

Stephanie Adrian thephotogal13@gmail.com

### **PROGRAMS**

Debby O'Keefe dokeefe19@hotmail.com

### **SPEAKERS**

Laurie Kelly family5kelly@comcast.net

### **WEBSITE**

Diane Hess diane.hess1@comcast.net

### **NEWSLETTER**

Linda Hamel dhamel476@gmail.com

## Loose Threads Quilt Guild

Meets at 9:30 AM on the  
1<sup>st</sup> & 3<sup>rd</sup> Wednesday of each month,  
with a special basting meeting on the 5<sup>th</sup>  
Wednesday at:  
First United Church of Christ  
145 Chestnut St  
Spring City, PA 19475  
610 948-4516

Annual dues are \$20 per year and guests  
are always welcome

Loose Threads Quilters  
Newsletter available on our website  
[www.theloosethreadsquilters.org](http://www.theloosethreadsquilters.org)

Loose Threads News is a monthly newsletter  
for the members of Loose Threads Quilt Guild.

## Sewing Tips

I was searching Pinterest and found a pretty idea for a magnetic pin bowl. Repurpose a favorite piece of old china by gluing strong magnets to the bottom using E6000 glue.

Scissors can be sharpened with a piece of sandpaper. Fold the sandpaper in half and cut through the paper until your scissors are sharp. The sandpaper sharpens and smooths your scissors!

Leftover pieces of polyester batting can be used in the bottom of flower pots. The water can drain through and it keeps the dirt in.

Here is a copycat recipe for Best Press:

3 oz. of cheap vodka

24 oz distilled water

Mix the water with the vodka and pour into a spray bottle and use.



Christine Fallon