



Loose Threads News

Volume 23 Issue 11

August 2018

1st Wednesday Agenda

9:30 Doors open -
refreshments & socializing

10:00 Business Meeting

**Time to Renew your
Membership! Don't forget to
bring Pat Leiter your
completed membership form
and \$20 check.**

NO CASH PLEASE

3rd Wednesday Agenda

9:30 Doors open -
refreshments & socializing

10:00 Charity Projects

5th Wednesday Agenda

9:30 Doors open -
refreshments & socializing

10:00 Basting

President's Message

Years ago our guild made the decision to limit the membership to fifty. The reasoning was to avoid growing so large that members would become anonymous and only a handful of people would do all the work. Instead we decided to remain an intimate group of fifty -- with members knowing one another and working together to run the guild and its activities. In our small guild, each active member has the opportunity and responsibility to serve on committees. Associate members and members-in-waiting are also invited to help on committees, because this benefits all.

Next month will be the time to form our new committees. We need every member to step up, even if it means learning something new or stretching yourself.

We have three meetings in August; please help the start-up process by printing (all forms have been sent along with this newsletter) and returning three things BEFORE the first meeting in September:

1. Your membership form and dues payment (required) - To Pat Leiter.
2. Your committee selection sheet (required) - To Eileen Frankil
3. Your member suggestion survey (This is NEW / optional) - To Eileen Frankil

*The woods would be very silent if no birds sang there
except those that sang best. ~ Henry Van Dyke*

Eileen



Membership

Membership Renewal! It's that time again. During the month of September, we will be open for renewal of guild membership. The renewal form for you to complete has been sent along with this newsletter. Turn your form and payment in at the same time. No cash please and make your check out to Loose Threads. Highlight any updated information such as phone number or address changes.

Just a reminder if you are an associate, you can change back to full membership at any time you desire. If you are a full member and wish to change to associate, that is fine too. Just let me know what your plans are for the coming year. We have several people on the wait list when openings are available.

Thank You!

Pat Leiter

August Program

Our 2nd meeting in August, the 15th, will be for charity. There will be kits available that can be taken home to make and then returned to the guild when complete. Or, if you want to start/complete the kits at the meeting, bring in your sewing machines and accessories to complete the kit. An iron and ironing board will be at the meeting for your use. Return the completed projects to any member of the Charity group:

Lenore Clarke
Kathy Neiman
Brenda Calhoun
Virginia Gates

Nancy Kinyon-Samec

Summer Quilt Pattern



Free Tutorial Summer Beach Quilt by Christina Tepsick

<http://www.freequiltpatterns.info/free-tutorial--summer-beach-quilt-by-christina-tepsick.htm>

In this adorable summer quilt, Christina uses half-square triangles to make fish, flying geese, to make the water and half-rectangle triangles to make the sailboats. Get started now on this perfect quilt for summer!

Christina says, "Once you know how to make a HST you can make all kinds of crazy designs—chevrons, stars, pinwheels, and diamonds—to name just a few. I love this block."

Finished Size: 60 in x 70 in (152 cm x 178 cm)

Skill Level: Intermediate

Visit the Website: [Pretty Little Quilts](http://prettylittlequilts.blogspot.com/p/summer-beach-quilt-tutorial.htm)

<http://prettylittlequilts.blogspot.com/p/summer-beach-quilt-tutorial.htm>

Minutes - July Meeting

Due to the July 4th Holiday, the regular Monthly Business Meeting of the Loose Threads Guild was cancelled and a Mini-Meeting was held on Wednesday, July 18 at the beginning of the regular Activity Meeting. President Eileen Frankil called the meeting to order at 10:00am.

Day Camp: Reservations are required for the next Day Camp to be held on October 9-10 at the UCC Church. A reservation fee of \$20 may be directed to Betty Ann Dawson.

Eileen Frankil announced openings in a Quilt Retreat to be held at Cocalico Retreat House from August 23-26 sponsored by the Grist Mill Guild. The cost of this retreat is \$200 and reservations are being taken by Beth Dimler of that Guild. See Eileen for further information.

Fabric Exchange: Fabrics for the monthly Fabric Exchange were collected by Marylou Boryta and Linda Glass.

Hospitality: The hospitality sign-up sheet was circulated. Gayle Hammond will be out for surgery on August 8 and Bonnie Strickland has volunteered to help out in this area during Gayle's absence.

Round Robin project boxes were exchanged at this meeting.

Secret Pal gifts were also exchanged.

Tea: Thanks were extended to Betty Ann Dawson and Lil Evans for beginning the collection of fabric and materials for the Sewing Room Sale at the Tea next Spring.

Upcoming Quilt Display: Eileen Frankil thanked those who have offered to participate in the "Birds and Words" display of 2016 Challenge Quilts made. These will be on display at the John J. Audubon Museum from mid-September to mid-October. Eileen will ask the Museum to waive admittance fees for Loose Threads members during this display. The last day to give your quilt to Eileen for this display will be on August 1.

Quilt Trip: Jane Russell revealed that the Red Rose Quilter Guild is planning a bus trip to Paducah, KY from September 11-17, 2018 and has 6 available seats on the bus. Tickets for transportation, plus admittance to the Show and the American Quilt Museum are available for \$550. Meals are extra. See Jane for more details.

Speakers: Laurie Kelly confirmed that Nancy Bills will hold a Workshop on Memory Quilts on Tuesday, October 16 from 9:30 – 4:00pm. She will then present a lecture on the same topic to the Guild on Wednesday, October 17. For the Workshop, members are encouraged to bring their own memorabilia and Nancy will work with Guild members independently. The total number of participants for the Workshop is capped at 20. Sign up with Laurie if interested.

Membership: Membership dues of \$20 for the new year are due to Pat Leiter by September. Pat will take checks only, made out to the Guild for \$20.

Program: Bernie Hughes introduced the Christmas project program that was featured today and was shared by Lenore Clark, Judy Peters and Bernie. In September, the program topic will be on wool projects so members were encouraged to start collecting their woolen pieces for this event.

Raffles: Winners: Name Tag Raffle: Kathy Neiman; Business Raffle: Jane Moses.

Show and Tell: A brief Show 'n Tell session was held and the meeting concluded at 11:00am.

Respectfully submitted,


Joanne Cantwell, Acting Secretary

August Block of the Month

9 inch block	12 inch block
Dark – Cut 2 – 2" squares Cut 5 – 2" x 3.5" rectangles	Dark – Cut 2 – 2.5" squares Cut 5 – 2.5" x 4.5" rectangles
Medium – Cut 2 – 2" squares Cut 5 – 2" x 3.5" rectangles	Medium - Cut 2 – 2.5" squares Cut 5 – 2.5" x 4.5" rectangles
Light - Cut 2 – 2" squares Cut 5 – 2" x 3.5" rectangles	Light - Cut 2 – 2.5" squares Cut 5 – 2.5" x 4.5" rectangles

Use the following attached pattern to construct the block. There are no seams to match!

EASY PEASY! =-Quilt as desired.



Questions? See Carolyn Thompson

Getting to Know You

Linda Glass

After having gone through some difficult situations these past several years, Linda is about to open a new chapter of her life, downsizing into a lovely new home in the Kimberton area. She was born into a large farm family of 9 children (5 girls, 4 boys) in Elk County, Pennsylvania, between Pittsburgh and Erie where she enjoyed taking turns riding "Joy," the family horse. She graduated from St. Mary's High School and went to work assembling reactors and condensers near her home town for two years. A fortunate babysitting job introduced her to the possibility of a career as an x-ray technician and she found her way to Harrisburg Hospital where she trained for two years to become a certified x-ray technician. After a brief vacation in California, Linda soon moved to the San Fernando Valley in southern California.

Shortly thereafter, a fellow named Greg stepped into her life and they were married in 1982. By this time, Linda had become a technical specialist for Cardiac Cath labs with Command Medical Company and was transferred to Pennsylvania in early 1983. Her position required her to fly to cities to install Cardiac Cath Labs in major hospitals throughout the US. As the first woman in this job, she traveled from Boston to Houston, from Maui to North Dakota and everywhere in between. In the year 2000, GE bought the company, leaving Linda with the anticipation of lots of time on her hands. Since her Mom had sewn most of the clothes for the family and made scrap quilts (for warmth, not beauty), Linda called home and asked "Mom, tell me all you know about making quilts." She followed her Mom's good advice to "find a good quilt guild and take lessons."

She Googled quilt shops and a visit to Generations in Pottstown led to a chance meeting with Rosemary Geisler and Kiti Williams who invited her to attend a Loose Threads meeting. Linda joined Loose Threads in the year 2000 and finds she enjoys piecing and old-fashioned traditional quilting the best. She has also turned out some nifty needlecraft items for our Tea sale table.

Always enjoying road trips and camping, she and Greg were the proud owners of a couple of Harleys on which they crisscrossed the USA. Sadly, Greg passed away after a serious illness three years ago so life for Linda has changed tremendously. She is currently in the process of cleaning out the house they lived in for 34 years and



looking forward to a move this Fall to a lovely new community called Kimberton Glen. In these past 3 years, her beautiful ginger-hued Standard Poodle "Gracie" has been a rock for her, however it was on an excursion to the local dog park where several other large dogs tangled with Linda, resulting in a broken left ankle (this had been preceded by a stress fracture in her right foot). Just getting back to good health, Linda took the Harley out to dust it off and right in front of her house, she bobbled and ended up with a broken knee! Her latest casualty was a cracked right foot but now she's doing much better and looking forward to continued good health.

Linda has truly enjoyed the vast opportunities to see and learn from the many projects and items that are shared by the generous Loose Threads people and, as she has endured these traumatic times the past few years, she is most grateful for the Loose Threads community who has been so outgoing with friendship and support. We trust that "Gracie" will now help her make a smooth transition into her new environment.

Joanne Cantwell

Christmas in July Program



Lenore Clarke



Judy Peters and Eileen Frankil

Although there certainly wasn't any snow in sight, the theme of the July program was Christmas! It's never too early to begin those holiday projects and a number of guild members gave us lots of ideas for gift making. Judy Peters showed us some snowmen projects. Everyone fell in love with her adorable wool table runner! Linda Glass, Eileen Frankil and Lenore Clarke showed us numerous holiday ornaments to make and Bernie Hughes gave a 'hands on' demonstration for making hexies, which can be made into a number of fun projects.



Judy's Wool Snowman Tablerunner

Upcoming Events

Annual Bucks County Quilt Showcase – July 1-September 3, 2018.
At the Bucks County Visitor Center,
3207 Street Road, Bensalem, PA
19020.

www.visitbuckscounty.com/events/annual/bucks-county-quilt-show/

Mountain Laurel Quilt Guild Exhibit, Aug. 8-Sept. 23, 2018,
Gmeiner Art & Cultural Center,
Welllsboro, PA
www.mountainlaurelquiltguild.blogspot.com/p/2018-exhibit.html



August Birthdays

7	Jane Russell
13	Stephanie Adrian
14	Geri Dulis
21	Marcela Sivco
24	Kathy Neiman
25	Pat Phillion

Fabric Exchange

August's **Batik** color is **Back & White** Cut 6 1/2" squares and place them in a zip lock bag marked with your group, A or B, and your name.

- **Group A** turns their squares into Clem Dupont at each business meeting.
- **Group B** turns their squares into Marylou Boryta.
- If either Clem or Marylou is NOT at a meeting, give your squares to Linda Glass

Hospitality

Aug 1

Snack: Jane Russell
Snack: Sally Ater
Fruit/ Veg Lori Memmon
Cold Drink: Christine Fallon

Aug 15

Kathy Neiman
Laurie Kelly
Lenore Clarke
Jean Sullivan

Aug 29

Linda Glass
Carolyn Thompson
Brenda Calhoun
Cathy Nelson

Calico Cutters Quilt Guild

Meets at 9:30 AM on the 2nd Wednesday of each month at:

Goshen Fire Company
1320 Park Avenue
West Chester, PA


Wednesday, August 8, 2018– Cindy Grisdela –
Playing with Colors

Cindy Grisdela, from Reston, VA, is an award-winning fiber artist with over 30 years' experience creating eye-catching quilts. She specializes in improvisational quilt designs and dense free motion quilting, and she travels extensively showing and selling her work at well-known fine art and fine craft shows all over the country, as well as teaching and lecturing to guilds and groups.

Cindy is the author of *Artful Improv: Explore Color Recipes, Building Blocks & Free Motion Quilting*, published by C&T Publishing. Her quilt designs have also been published in numerous books and magazines.

<https://www.cindygrisdela.com/>

Audubon Center Exhibit



The John J. Audubon Center in Audubon, PA will display our 2016 “Birds and Words” challenge quilts from mid-September to mid-October. The quilts are to be displayed in the upstairs gallery space of this historic house/museum in our community.

Eileen Frankil will coordinate the gathering and delivery of the quilts to and from the project coordinator. **The deadline to bring in your challenge quilt is the August 1st business meeting.** You should receive the quilts back at the first meeting after the exhibit ends. Please be sure your name is on your quilt. Thank you! Any questions, call Eileen


Sewing Tips

To make hand sewing easier you can wear a secretary's rubber finger on your index finger. This helps to pull your needle through the fabric.

Use a small yellow post-it note (size: 1 inch) when threading your sewing machine. Place the yellow post-it note behind the sewing needle. The paper makes it so much easier to see the eye of the needle.

Save your leftover unused bamboo skewers from those summer barbeques. They work perfectly as a stiletto.

Christine Fallon



Treasures from Eileen's Grandmother

My grandmother, Elizabeth Nawrocki, had apparently taken a correspondence course in fashion/ sewing when she was a young newlywed and mother. I have some of her textbooks from the 1920's.

These treasures, being nearly 100 years old, reflect a different era of sewing, fashion, and womanhood. I thought some of us in the guild might appreciate the history as well as the highly detailed instructions surrounding creation and care of one's wardrobe in the "modern" time of the 1920's. I have shared the books with newsletter editor, Linda Hamel, to see if she might print a few vintage passages for us now and then.


Eileen Frankil



One-year old Eileen sitting on Grandma's knee, 1962



Wedding Photo 1920



Treasures, cont. - Vintage Sewing Pamphlet

What to Wear and When to Wear It

Are you sometimes in doubt as to what to wear or when to wear it? In spite of the fact that ideas about clothes change and that they differ in various localities, still there are rules of clothes etiquette, built more or less on common sense, which can be trusted.

It's a comparatively simple matter for the girl who lives in smaller localities or those city dwellers who can travel by automobile to dress suitably for social affairs. The problem is different for city women who must use street cars or subways. Their costumes take on a more conventional, semi-tailored look appropriate not only to the social event but to the crowded street through which they must pass.

For Business: For this a simple, inconspicuous dress with good lines is best. But don't make the mistake of trying to be mannish. Keep your feminine frills and see that they are always immaculately fresh. Crepe de chine in a dark color is excellent for business wear.

For Evening: Rules of good dress stipulate no hat with formal evening dress. Nowadays it is not necessary to wear formal evening attire to the theatre unless one is to be seated in a box or is included in a party where all will be dressed formally. At a dinner party in the city, whether it means dining and dancing in a hotel or an occasion in a private house, you will never feel out of place if you choose a black or neutral colored gown. In smaller towns, however, custom invites the gaiety of the pale evening shades.

For Tennis: The approved outfit is either a short, plaited, one-piece wash dress – usually white – or a full skirt and sweater.

For Golf: A wrap-around or plaited woolen skirt with sweater or jacket, or a sports suit of jersey, tweed or woven materials makes the favored type of golf costume. Bright colors are attractive and gay on a golf course.

For Traveling: One dresses to be comfortable and primarily inconspicuous. Any good-looking street dress and topcoat is permissible. A small hat is more convenient than a large one. A pullman robe of dark material to wear from one's berth to the dressing room is in better taste than a gay colored kimono.

On Shipboard: A heavy topcoat is a necessity on board ship. Two well-tailored, long-sleeved wool dresses are best for daytime wear. Bright colors in accessories are especially pleasing on the water. Two evening dresses are desirable for dinner wear; one of them should be formal.

For Tramping: There are suits consisting of knickerbockers, skirt and coat made purposely for cross-country tramping. With such a suit, the hat ought to be small. If your taste is more conservative, choose a sweater and sports skirt.

For Camping: Bloomer suits with mannish shirts or middies are best. These can be made of khaki, linen or tweed. The coat is often sleeveless. The inconspicuous costume indicates the seasoned camper. Comfortable shoes and a small felt hat with wool or heavy cotton stockings, complete the costume.

Excerpted from J. & P. Coats Sewing Book for Children's, Girls' and Young Women's Clothes (1924)

Officers & Contacts

PRESIDENT

Eileen Frankil efrankil@comcast.net

VICE PRESIDENT /MEMBERSHIP

Pat Leiter pleiter59@gmail.com

TREASURER

Christine Fallon lasagnacook@verizon.net

SECRETARY

Stephanie Adrian thephotogal13@gmail.com

PROGRAMS

Debby O'Keefe dokeefe19@hotmail.com

SPEAKERS

Laurie Kelly family5kelly@comcast.net

WEBSITE

Diane Hess diane.hess1@comcast.net

NEWSLETTER

Linda Hamel dhamel1476@gmail.com


Loose Threads Quilt Guild

Meets at 9:30 AM on the
1st & 3rd Wednesday of each month,
with a special basting meeting on the 5th
Wednesday at:

First United Church of Christ
145 Chestnut St
Spring City, PA 19475
610 948-4516

Annual dues are \$20 per year and guests
are always welcome

Loose Threads News is a monthly
newsletter for the members of Loose
Threads Quilt Guild
and is available on our website
www.theloosethreadsquilters.org



Challenge Inspiration...5 months to go!