



# Loose Threads News

Volume 23 Issue 12

September 2018

## 1<sup>st</sup> Wednesday Agenda

9:30 Doors open -  
refreshments & socializing

10:00 Business Meeting

**Time to renew your  
membership! Cost is  
\$20. Bring or mail your  
completed membership  
form and check to Pat  
Leiter, our Vice-  
President.**

## 3<sup>rd</sup> Wednesday Agenda

9:30 Doors open -  
refreshments & socializing

10:00 **Working with Wool**

### **Reminder:**

**Evening Bee  
2<sup>nd</sup> Wednesday  
6:30 to 8:30**

## President's Message

As we look forward to beginning the new guild year, I want to thank all of the members and committees for making the past year fun and successful. I certainly enjoyed the learning and fellowship during our meetings, programs, and events of 2017-18. Committees and organizers did a splendid job.

We got through quite a few storms of snowy weather (remember that?) And we continue to do our best to support members who have been experiencing personal difficulties. All this happens because of the caring generosity of our members.

To our new committees that will be forming in September, I'm very grateful for your efforts. Communication and cooperation seem to be the key to success. Please don't hesitate to ask for help, especially if you are working on something new or challenging.

Who knows what unexpected things await us in 2018-19? Together we will enjoy the good and get through the hurdles.

*Eileen*



Our guild officers for 2018  
- 2019 begin their terms  
this month:

Eileen Frankil – President

Silvia Homa – Secretary

Christine Fallon –  
Treasurer

Pat Leiter – Vice  
President/Membership.

# Minutes - August Meeting

The Monthly Business Meeting of the Loose Threads Guild was held at the United Church of Christ in Spring City, PA on August 1, 2018 facilitated by President Eileen Frankil. Meeting was called to order at 10:00am.

**Announcements:** Membership and committee forms are in the August newsletter. A third form, suggestion survey, was added and is optional. Please hand in your membership form to Pat Leiter and the committee and suggestion survey to Eileen. Committee sign-ups due 1st meeting in Sept, (so previous committees should plan for Sept.) New committees will be revealed during 2nd meeting in Sept and should start in Oct

**Basting:** Next basting day is August 29. If a quilt needs to be quilted, see member of basting committee, Kiti, Jean Sullivan or Kathy Neiman. Jane will be making sewing kits for the Naphtal Indian Reserve and could use some supplies. (drawstring bags, hotel shampoo/soap/lotions, empty medicine bottles)

**Block of the Month:** BOM pattern in the August newsletter. See Carolyn Thompson with any questions

**Charity Projects:** 2nd meeting in August will be a charity project. Kits available, bring machines and sewing accessories. Information in the August newsletter

**Day Camp:** Next day camp is scheduled for Oct 9-10. Camp is full at this time, If you are unable to go, please let Betty Ann know, there is a waiting list to participate

**Evening Bee:** Is being held 2nd Wednesday of the month starting at 6:30 -8:30 pm. An early dinner is planned for Giovanni's in Royersford at 5 pm

**Fabric Exchange:** Mary Lou's group is finished, Linda Glass is collecting for Clem's group

**Field Trips:** May have possible trips planned in the future

**Hospitality:** Bonnie, Barb and Geri will continue while Gail has her knee surgery

**Library:** Selected books will be for sale during 2nd meeting in August

**Membership:** Collecting currently, if there are any changes in address or email, please highlight the change on the form. If you need a new name tag, let Pat Leiter know

**Newsletter:** Linda is hoping there is an interest for someone to take over the newsletter in the future. For now, she will continue and is looking for any interesting articles to add.

**Programs:** For Sept there will be a hand sewn wool project to make, so start collecting your wool. If you are in search of some, there will be plenty to choose from at the Oaks show in Sept, just in time for the project

**Retreats:** There is a quilt retreat being held at the Cocalico Inn from Aug 23-26 sponsored by the Grist Mill Guild. See Eileen for further information

**Round Robin:** The last exchange will be at the Sept business meeting \_

**Secret Pal:** Please place your gift on the back table, if you see a gift with your name on it, please pick it up and if your secret pal is not at the meeting, take your gift back until next time

**Speakers:** Oct Speaker will be Nancy Bills. There will be a workshop Tuesday, Oct 16 from 9- 4pm on memory quilts and a lecture on Wednesday, Oct 17th on the same topic

Continued on page 4

# Hospitality

	<u>September 5</u>	<u>September 19</u>
<b>Snack:</b>	Betty Ann Dawson	Judy McCourry
<b>Snack:</b>	Pat Leiter	Debbie O'Keefe
<b>Fruit/Veggies:</b>	Eileen Frankil	Jane Russell
<b>Cold Drink:</b>	Carolyn Ferrandino	Diane Hess



Our 'unofficial' Loose Threader, Marylou's sister Anne, wants to let us all know about her guild's upcoming show:

Pieceful Shores Quilters Guild presents *Shore Points 25*  
Friday, Oct. 5 (from 10-5) & Saturday, Oct. 6 (from 10-4),  
2018

At Ocean Acres Community Center, 489 Nautilus Drive,  
Manahawkin, NJ

Admission: \$8

Members Quilts	Boutique of Hand Crafts
Raffle Quilts	Door Prizes
Vendors	Daily Demonstrations

Visit our Facebook page: Pieceful Shores Quilters Guild

## Upcoming Events

**Mountain Laurel Quilt Guild Exhibit** - Aug. 8 - Sept. 23, 2018  
Gmeiner Art & Cultural Center,  
Welllsboro, PA  
[www.mountainlaurelquiltguild.blogspot.com/p/2018-exhibit.html](http://www.mountainlaurelquiltguild.blogspot.com/p/2018-exhibit.html)

**Pennsylvania National Quilt Extravaganza** - Sept. 13 - 16, 2018.  
Greater Philadelphia Expo Center,  
Oaks, PA  
<https://www.quiltfest.com>

**Endless Mountains Quilt Guild Quilt Show** - Sept. 29-30, 2018  
Lynch Bustin Elementary School,  
Athens, PA <https://emqg.org/quilt-show>

## September Birthdays



2	Linda Hamel
5	Laurie Kelly
13	Silvia Homa
14	Barb Kuterbach
15	Carol Cossa
16	Clem Dupont
22	Nancy Miller

## Fabric Exchange

### September - Orange

Cut 6 1/2" squares and place them in a zip lock bag marked with your group, A or B, and your name.

## Minutes - August, cont.

**Sunshine:** Encouraged members to send cards and letters to Gail Hammond and wish her well from her much needed knee surgery

**Tea:** Sign up for committees for Tea of March 2019 will be at the first meeting in Sept

**Treasurer:** A 3 month recap was provided by Christine

**Website:** Check by end of week for any new postings on the website

**Other Items:** Congrats to Marie Traxler, Jean Sullivan and Marcella Sivco for bringing home a few ribbons at the Kimberton fair

**Raffle Winners:** Business Meeting Raffle: gift was provided by Geri and won by Kathy Nieman; Name Tag Winner: Linda Glass

The meeting concluded at 11:00 am, followed by a robust "Show 'n Tell" period. Block-of-the-Month directions followed.

Respectfully submitted,

*Silvia Homa* –Secretary

## Library News

Here are some books added to the Library:

- *Museum Quilts* - Kaffe Fassett & Liza Prior Lucy
- *Passionate Patchwork* –Kaffe Fassett & Liza Prior Lucy
- *Glorious Patchwork* – Kaffe Fassett & Liza Prior Lucy
- *Shots and Strips* – Kaffe Fassett & Liza Prior Lucy
- *Quiltmania* – The Quilt Magazine – 2 more issues
- *Mod Block* – Vol. 1, Issue 1 - Missouri Star Quilt Co.
- *Picture Piecing Traditional Quilts* – Cynthia England
- *Sewing Room Accessories* – Debbie Shore
- *Bricks, Cobblestones, & Pebbles* – Gyleen Fitzgerald

We also have CDs and DVDs in our library.

Check out our shelf in the Maple Room for novels written with a quilting theme. Several new books have been added.

Marie Traxler

## Road Trips

### Wednesday, September 19, 2018 - Audubon Exhibit

After our meeting we will be heading out to lunch and then on to the John James Audubon Center at Mill Grove to view our exhibit of quilts. We will pick a local restaurant that day. The museum is located at 1201 Pawlings Road, Audubon, PA. For those ladies not interested in going to lunch, our plan is to arrive at the museum at approximately 1:30 pm.

Sign-up sheets for both trips will be available at the first meeting in September.

### Wednesday, October 24, 2018 – Shop Hop and Lunch!


Trip to the Quilt Ledger Quilt Shop in Christiana, PA  
Lunch at The Bull Frog Inn in Christiana  
Afternoon stop at The Quilt Block in Exton, PA

**\*\*We will be carpooling for this trip from the Giant parking lot in Lionville.**



## August Program – Charity Projects

The month of August has traditionally been the time when our guild devotes a program to our charity efforts. This year was no exception. Nancy and her committee had numerous prepared kits of both comfort quilts and walker bags. Many folks went right to work that day and many others picked up kits to work on at home and be returned completed to the Charity committee.



## Getting to Know You

## Barbara Kuterbach

In mid-year 2017, we were most happy to welcome Barbara back to Loose Threads after an absence of about 17 years when she moved to Juneau, Alaska. She had maintained her contact with our Guild during these years as an Associate member and occasionally would pop in at our meetings when she visited her local family. Barbara grew up with one brother in Pottstown “under a quilt frame” in a very busy quilting family. Both of her grandmothers lived with them and always had a quilt frame set up in their big double living room.

She graduated from Pottstown High in 1947 then took a secretarial position. After marriage to Joe they moved out to Linfield where her husband’s family lived. Six children followed, one girl, 5 boys and she did lots of sewing for all. In addition, she made many, many baby quilts for family and friends. She has kept her mother’s Singer cabinet model sewing machine and still has it in her sewing room in Alaska.

After her children were grown and moved into their own homes, Barbara was invited by one son to come to Juneau and babysit with a granddaughter as both parents worked. She considered moving there but her son thought it wise for her to experience the long, dark winters first before committing to a full move. Convinced that she could handle the weather, she moved there permanently and lived in their house only 2 ½ miles from the base of the Mendenhall Glacier. She mentions that the *first* 4<sup>th</sup> of July fireworks in the USA are set off from a barge in the Juneau channel at 2 seconds after midnight as it is finally dark enough!

Although they have a lot of rain from January to June, Barbara found Juneau very, very friendly and everyone says hello to everyone. She joined the Capitol City Quilters and made two blocks for a very large quilt which is displayed at the Capitol. She also worked on many beautiful quilts with a group from her church there. She loved it in Alaska and plans to return in two years for the high school graduation of the granddaughter that she helped care for in Juneau. She has 9 more grandchildren who have graduated from high schools and colleges all over the US.

Barbara’s favorite quilt pattern is the Log Cabin and she has made many for charity. She admits to a fondness for the color purple and really enjoys sewing



with the whole spectrum of purple fabrics. She is also a knitter who has turned out dozens of knitted dish cloths through the years.

Barbara joined Loose Threads a number of years ago and in those early years her husband, Joe, an avid quilter also, brought his machine and attended meetings with her. After her move to AK, Barbara often extended an invitation to our members to let her know if they were planning to visit Juneau. Our president, Eileen Frankil, acted on this invitation a few years ago; they prearranged to meet at the dock when Eileen’s cruise ship arrived and Barbara took her to a local quilt shop as well as to a salmon hatchery where they enjoyed watching the leaping salmon!

Barbara has now moved into a senior community called Walnut Woods in Boyertown. She loves being back in PA and seeing old friends as well as meeting new ones and we love having her back with us again.

Joanne Cantwell



# Quiltstock 2018

# Nancy Miller

In July, I had the amazing opportunity to attend Quiltstock 2018, a quilting retreat put on by Moda/Martingale. I usually attend Quilt Odyssey every summer with my college friend Janice but we thought we would try something different this year. What a great decision!

We flew into Dallas on Monday and headed to the lovely Magnolia Park Cities Hotel in downtown Dallas to check in. It was a balmy 110° outside but no worries...we would be indoors sewing all week!

The event was held in a huge ballroom space at the hotel. We each had our own sewing space with a Babylock machine. Ironing and cutting stations were set up around the room. Everything was ready for a great week!

The event kicked off with a welcome and introductions of our teachers for the week: Barbara Groves and Mary Jacobson of *Me and My Sister Designs*, Lisa Bongean of *Primitive Gatherings*, Carrie Nelson (formerly of *Miss Rosie's Quilt Co.*), and Kathy Schmitz of *Kathy Schmitz Studio*. We were each given an overflowing gift sack FULL of quilting goodies: thread, charm packs, rotary cutters, books, magazines, needles, patterns, gadgets, gizmos, you name it! It was like Christmas in July!

There were four classes in all. During class time, partitions divided the ballroom into four separate pods. My pod was called the Churndash Chicks! Each day, the teachers rotated from pod to pod so that we never had to move from our workstation. They came to us which was very convenient. We had classes in our pods as well as Open Sew times when they opened up the walls into one huge workspace. Every day there was a trunk show of the teacher's quilts and a Make It Take It demonstration.

Our days started promptly at 8:00. Breakfast was provided by the hotel and lunch was served buffet style for everyone. We ate together



Sack of Goodies



My Workstation



Barb and Mary of *Me and My Sister Designs*

## Quiltstock, cont.

with a teacher or rep from Moda or Martingale. It was like being at camp and eating with your counselor and meeting up with other campers. I made new quilting friends from Alaska, New Mexico, Las Vegas, Texas, Ohio, and so many other places. How great it was getting to know these quilting ladies and learning about the different places they call home.

No need to worry about quilt store shopping opportunities because they brought the store to us! The Moda/Martingale pop up store was open for our convenience with new items stocked every day. Very dangerous.....

On our last day, we made pillowcases for the Scottish Rite Children's Hospital in Dallas. Kits were provided and it was motivating and fun to watch the tally go up as cases were completed. Final count was 130! We all walked through Quiltstock graduation as diplomas (more patterns) and pins were handed to us while the teachers and staff hummed Pomp and Circumstance! It was too funny...

What a wonderful week of fellowship with some amazing quilters. There were all skill levels but so much encouragement and support from everyone. Moda and Martingale certainly know how to put on a quilt retreat!



My Sewing Station Buddies

## September Program

### Working with Wool

#### Bring:

- scissors
- embroidery thread - black plus assorted other colors if desired
- embroidery needles
- one piece of wool or flannel about 7 1/2" square (for background)
- glue (Elmer's or other fabric glue)

Everyone will be given a bird shape to practice the blanket stitch. There will be demos of hand and machine stitching. Bring your machine if you want to.

Optional - there will be patterns to trace for larger projects including a seasonal table topper that is a 13 x 21" oval.

You may want to bring additional wool to trace the pattern for this.

*\* There will be wool from the sewing room sale for purchase as well.\**





## Treasures from Eileen's Grandmother

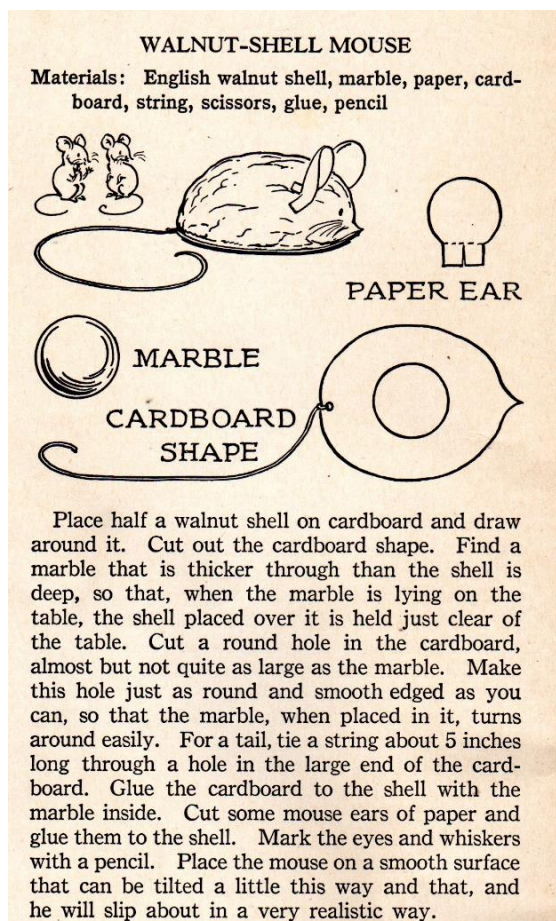
One charming book among Eileen's grandmother's collection is a Rand McNally Activity Book, dating from 1928, called *The Make-It Book, Things to Do with Scissors and Paste and Odds and Ends* by Rachel Dixon and Marjorie Hartwell. It has some simply lovely drawings that add to its appeal.

The introduction states, "Through the use of the simplest and most inexpensive materials... and by following simple directions there emerge surprise beasties, trick toys and fantastic costumes. In the process, the child gains not only amusement, but sound educational values, as well."

There are directions for: folding paper, paper bag masks, hats, paper dolls, kites, doll house and furniture. In addition, are instructions to made things from corks, walnut shells, toothpicks, clothespins, vegetables (!) and candy.



Curious about some of the other projects...ask Eileen to take a peek.





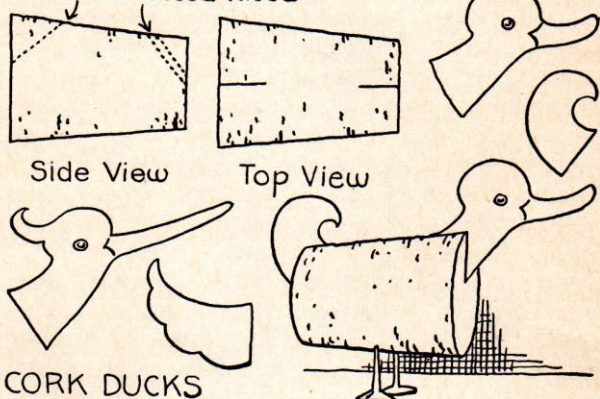
## Audubon Exhibit

### CORK DUCKS

**Materials:** Corks, thin cardboard, wax crayons, knife, tacks

Funny little ducks, which will float when put in water, are made of corks. You will need, besides the corks, a bit of thin cardboard and some tacks.

Cut in to dotted lines



Perhaps you will want one large duck and a flock of ducklings. Cut out the head and tail from cardboard, using the diagram as a guide. Mark the eye and color the bill orange with your crayons. With a knife, cut the edge of each end of the cork, as in the diagram, and insert the head and tail. Now push the tacks in on the under side of the cork to serve as the two feet. This will hold the duck right side up in the water, and if the tacks are put in carefully they will hold it erect on land as well.

You may wish to give the duck a coat of white paint when it is done. Of course you can make this floating bird as odd as you like by making a funny head and tail—perhaps you will use a tuft of little feathers for a tail. The shapes of your corks may suggest new ideas to try.

You will find that round, flat corks make better turtles than ducks. Use tacks for flippers, and a heavy brad for the tail, pushing it far in so that only a short end shows. This will weight the turtle, making him swim in a more natural position. The head is cut from cardboard, and pushed into a slit in the cork.



The John J. Audubon Center at Mill Grove located on 1201 Pawlings Road in Audubon, PA is currently displaying our 2016 ***Birds and Words*** challenge quilts through October 8th. The quilts are on exhibit in the upstairs gallery space of the historic house/museum. (There is NO elevator available.) The museum entry fee is \$5 or \$4 for seniors. Eileen does have several entry passes if needed.



Congratulations to our members Marie Traxler, Jean Sullivan and Marcella Sivco for earning award ribbons at the recent Kimberton fair.

## October Workshop with Nancy Bills

Nancy Bills will be our guest speaker at our program meeting on October 17<sup>th</sup>. She will be doing a workshop using vintage hankies, lace and linens, especially designed for our guild, on Tuesday October 16<sup>th</sup>. She has sent the following information to help you decide which project to select. Sign up for the workshop with Rosemary Geisler.

**NOTE: Photos of each project and the supply list are attached to this newsletter email.**

“My first suggestion is a table runner made using any of the six basket/container patterns that come with my wall hanging pattern – I’ve included a photo of the cover to show the options. I’ll supply that pattern with the class and they could do any of the six wall hanging versions at home, but we’d concentrate on a runner for class – that way it doesn’t have to be quilted in class. The one shown is vintage Christmas using the basket that goes with that. You can see that I used a little lace on the one basket, but you could definitely add more lace, doilies, hankies, etc, or none at all. The border is done with a template that I have for sale and is totally optional, but I’ll demo it. We could really have fun designing each runner. I’ll have images printed and ready to use. They’ll be for sale individually. The options are Vintage Christmas, Mid-century Christmas, Patriotic, Halloween, Easter, and Sewing (this is best done as a wall hanging, but the option is there). If people bring their own vintage pieces, we can try to work them into the runner. I would like a count of how many people are interested in purchasing the images and which ones they want so that I can be sure to have them for class. The runner shown uses 9 images. They are printed on cotton fabric, have Heat N Bond Lite on the back, and are trimmed and ready to sew on the quilt. I sell a set of 10 for \$8.

The second option is for anyone who has a lot of doilies, hankies, lace etc. I’ll demo crazy piecing with vintage linens. It makes a great pillow, pillow sham, or whatever and is super fun. It does take quite a few linens. If someone is interested in doing that, they can bring their own or I’ll have quite a few for sale very reasonably at the class. I have doilies, embroidered pieces, hankies and other stuff. The crazy piecing takes bits and pieces and is great for damaged pieces or leftovers. You could also do a crazy pieced background and work in a few vintage images printed on fabric. The photos show one in all neutrals and the other two are more colorful versions. The basket set on a large linen is done on wool and has machine embroidery on the basket. It’s a pillow in the works. I will also have a limited number of individual images for sale, but again, it would help to know what people might be interested in. Individuals are \$1 each – it’s cheaper if they purchase 10.

The crazy piecing doesn’t have to be frilly looking. If anyone does machine or hand embroidery, that can also be worked into any of these pieces so they should bring along any odds and ends that they might have. There’s no promise that we’ll use everything that people bring, but we can definitely have fun swapping ideas.

I’ll also do a small presentation of things that I’ve done with vintage pieces to give everyone ideas and will talk about printing on fabric and show other options of things to print such as recipe cards, etc.”



## Officers & Contacts

### **PRESIDENT**

Eileen Frankil efrankil@comcast.net

### **VICE PRESIDENT /MEMBERSHIP**

Pat Leiter pleiter59@gmail.com

### **TREASURER**

Christine Fallon lasagnacook@verizon.net

### **SECRETARY**

Silvia Homa Silvia.homa@gmail.com

### **PROGRAMS**

Debby O'Keefe dokeefe19@hotmail.com

### **SPEAKERS**

Laurie Kelly family5kelly@comcast.net

### **WEBSITE**

Diane Hess diane.hess@outlook.com

### **NEWSLETTER**

Linda Hamel dhamel476@gmail.com

## Loose Threads Quilt Guild

Meets at 9:30 AM on the  
1<sup>st</sup> & 3<sup>rd</sup> Wednesday of each month,  
with a special basting meeting on the 5<sup>th</sup>  
Wednesday at:

First United Church of Christ  
145 Chestnut St  
Spring City, PA 19475  
610 948-4516

Annual dues are \$20 per year and guests  
are always welcome

Loose Threads News is a monthly  
newsletter for the members of Loose  
Threads Quilt Guild  
and is available on our website  
[www.theloosethreadsquilters.org](http://www.theloosethreadsquilters.org)

## August Road Trip



The August adventure was a return to Swenkenfelder Library & Heritage Center in Pennsburg, PA for the Perkiomen Valley quilt exhibit. 'Perkiomen Valley' quilts are technically known as split nine patch for the way the individual patchwork blocks are constructed. The exhibit included antique Perkiomen Valley quilts from the Heritage Center collection as well as contemporary versions made by local quilters. This display runs through November 16<sup>th</sup> so there is still time to see it. There was also a return to the delightful country restaurant, Jamison's Publick House, for lunch.