



Loose Threads News

Volume 24 Issue 9

June 2019

1st Wednesday Agenda

9:30 Doors open -
refreshments & socializing

10:00 Business Meeting
Show 'n Tell

Election of Officers

12:30 Luncheon at
Bellewood

3rd Tuesday Agenda

9:30 Workshop
Sarah Ann Smith

Quilting the Garden: From
Photo to Flower

3rd Wednesday Agenda

9:30 Doors open- refreshments &
socializing

10:00 Guest Speaker
Sarah Ann Smith

President's Message

Laughter is brightest where food is best. ~Irish proverb

June 5 will be a busy and fun day for Loose Threads. Our annual election will take place during the business meeting. (New officers to begin in September.) Please start thinking about renewing your membership promptly and what committees you'd like to help with. Some things may be getting organized over the summer if possible.

The membership voted to use some of our treasury to have a special buffet luncheon off-site after the June 5 meeting. Our group will enjoy dining in the beautiful library room at Bellewood Country Club. 400 E. Schuylkill Rd (Route 724), Pottstown, PA 19465. Arrive any time after the meeting. Buffet is scheduled to begin at 12:30 pm. Non-alcoholic beverages and dessert are included. Alcohol drinks will be available from the bar on a pay-as-you-go basis (cash or credit). Thank you to those involved in the organizing. As an additional treat, between lunch and dessert, we will have a local speaker, Gale Fritch, give a short presentation on a topic voted on by the majority. "How to Organize Your Sewing Room—Regardless of the Size You Have to Work With."

2019 is the 31st anniversary of our group, which started in 1988. It seems we are one year late in commemorating a 30-year milestone. This luncheon should help tie up that "Loose Thread" from last year.

Proper attire and advance sign-up are required. Contact me if you have any questions.

Eileen

Loose Threads Cross the Border

Last month Bonnie Strickland and I packed our bags and had a great little road trip to Niagara Falls in Canada. It was Bonnie's first visit and though I had been there before, it's a wonder every time.

Our first night there we enjoyed dinner at the Skylon Tower revolving restaurant. At 775 feet tall, we had a spectacular view of the Canadian Horseshoe Falls, the American Falls and the Bridal Veil Falls. The food was excellent but the colored light show on the falls was like dessert.

Next day we decided our fellow Loose Threads would 'loose' respect if we didn't go to a quilting shop so... When we got there, 40 minutes later, we found another "brick and mortar" gone to the internet!



Not too discouraged, we instead enjoyed Botanical Gardens, Whirlpool Aero Car ride, Journey Behind the Falls at Table Rock Center and my favorite- the Butterfly Conservatory featuring winding pathways through lush vegetation and thousands of vibrantly colored butterflies. (Think "wings" challenge!)

We met other tourists from across the world and our Canadian neighbors were extremely nice. We really enjoyed our time.

Linda Glass



Minutes - May Meeting

The Monthly Business Meeting of the Loose Threads Guild was held at the United Church of Christ in Spring City, PA on May 1, 2019 facilitated by President Eileen Frankil. Meeting was called to order at 10:00am.

Items to note:

- Welcome to the new guests to the guild Laurie and Caroline.
- The guilds' mini Do Not Touch the Quilt signs will be stored with Betty Ann.
- We have 42 active members and 28 members were the majority for creating a private, closed Loose Threads Facebook page. This will benefit those who cannot come to a meeting or are too far away and would like to keep in touch with the guilds' activities. We will need 2 moderators for page.
- A second vote was counted, for the luncheon to be held after the meeting on June 5. There were 40 active members who definitely committed to go.

Basting: May 29 will be the next basting date. Contact a committee member if you have a quilt to be basted.

Block of the Month: A new block will be presented for May in the newsletter and a new version of Kiti's bird applique will be available soon.

Challenge: The theme is anything with wings, if you are stuck, please go to a committee member for inspiration – Debby O'Keefe or Linda Glass.

Day Camp: A nice write up in the April newsletter about the day. Next day camp planned for Oct 2019

Evening Bee: Will be held May 8, at 6:30 pm. Meet for dinner at Giovanni's in Royersford at 5 pm.

Fabric Exchange: Now 11 members participating. Next month will be orange solid.

Hospitality: A new sign-up sheet is going around.

Library: A list of Accuquilt cutter plates will be in the library index card box.

Newsletter: Let Linda Hamel or Joanne Cantwell know, if you would like to participate in their "getting to know you" article.

Nominating Committee: Ballot for new officers will be presented and voted on in Junes' business meeting.

Programs: June will be a workshop on Tuesday 6/18 and lecture on Wednesday 6/19 by Sarah Ann Smith on portraits and nature scapes. There will be a sign-up for the workshop

Secret Pal: Any questions/issues see Margie or Kathy Parker

Sunshine: Guild agreed on sending Laurie Kelly a congratulation card for passing the nursing program.

Tea: March 13, 2020 is set up date and March 14, 2020 will be the Tea. Lil and Betty Ann are already taking collections for the sewing room sale. Novels and paperbacks are also welcome for the Book Sale committee. And if you have a craft you would like to sell, now is a good time to start making them, before the busy holiday season.

Treasurer Report: Income and expenses were presented to the guild. A specific breakdown of the guilds finances was available for guild members to view.

UFO Challenge: Keep working on your UFO list. An encouraging UFO show and tell was presented after the meeting.

Website: E-mail Diane Hess if there is something of interest for the website.

Continued on page 4

May Minutes, continued

Whisper Challenge: Try and keep up with whom you are giving your next block to and from whom should you receive your new block. Use the envelopes that are provided. Any questions, see your assigned coordinator.

Raffle Winners: Business Meeting Raffle: Winnie McCarraher (gift provided by Toni Hughes) Name Tag: Linda Hamel

The meeting concluded at 11:00am, followed by a robust "Show 'n Tell" period.

Respectfully submitted by:

Silvia Homa – Secretary



One of the textile artists Judy Magner told us about in her May slide presentation on the New England Quilt Museum was Salley Mavor. If you want to see more of Salley Mavor's work in embroidery and 3-D bas relief illustrations, go to her website: weefolkstudio.com and click on bed book at the top. When you see the detail she puts into her illustrations you will understand why it's a two year project!

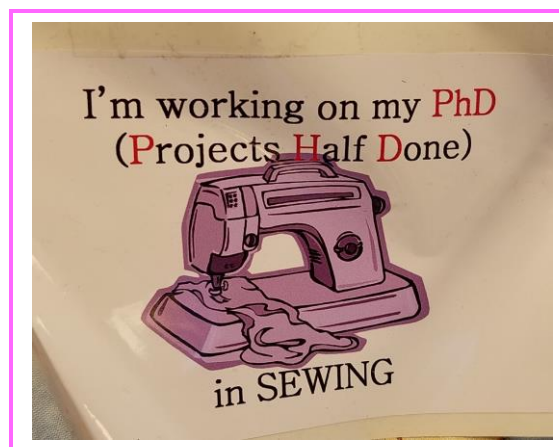

Debby O'Keefe

Wings Challenge

We're halfway through the year so don't delay! You know how busy you'll be once the holidays approach. Remember the only restriction is a maximum circumference of 120 inches.

Can you illustrate "when pigs fly" or "on a wing and a prayer"? If you just want a simple pattern look for a butterfly block, there are many to be found online and in magazines or books in our library.

Did you see Kelly Meanix's temperature quilt at the Penn Oaks show? It was all solids in a flying geese pattern Simple but striking. So, no need to get complicated, just get started!



Interested in a Quilt Cruise?

As you may know, several of our Loose Threads members are experienced cruise addicts! Some have conveniently combined quilting and cruising on one of many quilt cruises available today but just how does one go about booking one? Where do they sail from? How much gear do I have to take along? Are there substantial extra costs involved to quilt and cruise? We went to one of our most experienced quilt cruisers to find out.

Judy Snook has traveled on 19 quilt cruises since 1995 and there are more to come! Usually traveling with her daughter Sharon, Judy has frequently enjoyed 7-day cruises through she has

also been on 11-day, 12-day and 16-day cruises as well. She has departed from Bayonne, NJ, Seattle, Vancouver, Los Angeles and various ports in Florida while her most recent quilt cruise to Alaska departed from Galveston, Texas in May.

Fondly recalling her first quilt cruise, Judy thought it was fun except that their cabin choice was directly under the band so they heard thump, thump, thump much of the time. This was a learning experience to always check what is above and below the cabin that one chooses. On this cruise, Doreen Speckmann was one of the amazing quilt teachers. Also, Karen Stone taught a new way of paper piecing (but Sharon and Judy subsequently reverted to their more familiar way of paper piecing), and a third class on this trip was machine embroidery which was relatively new back then. As the last class on this trip, Judy was eventually able to pry Sharon away from this addictive new method.

Judy has traveled and quilted on trips to most of the Caribbean islands as well as to Panama,



Hawaii, Alaska, Canada and in Europe. She has cruised on Holland America, Costa, and on many Royal Caribbean ships.

Some things to consider when choosing a quilt cruise are:

- Where are you going?
 - What shore excursions do you really want to take?
 - Where is it departing from?
 - What costs are involved?
 - *Who are the teachers?
 - *What are the projects being taught?
- *most important to Judy and Sharon

The cost of these cruises varies based on the destinations involved and the accommodations chosen. Costs for the quilt classes vary and are based on the teachers involved. Fees are payable to the class sponsor or teacher.

Cruise quilters must bring their usual quilting supplies and some classes also offer kits or you can come prepared with your own fabric already cut. **Stitchin' Heaven** is Judy's favorite group to cruise with. She finds them fun and well-organized as

Continued on Page 6

Quilt Cruise, cont.

tables and Bernina 330 sewing machines are assigned to each person so one doesn't move from class to class and, she can sew whenever she feels like it. She enjoys most of the projects and has seldom been unhappy with the teachers. Classes are usually held while the ship is at sea (from 9:00am – 4:00pm commonly with time for lunch). Many quilt classes fill up quickly so Judy advises planning ahead.

Although Judy and Sharon enjoy traveling and quilting together, many other quilters on these trips are solo travelers. Judy enjoys learning new techniques, meeting other quilters and quilt teachers and being able to sew at any time while also being a tourist at the many places she visits. She has met quilters from many corners of the world and made many friends who come back to classes again and again.

Just type in "Quilt Cruises" on Google and maybe a quilt cruise is in your future?

Joanne Cantwell



Nominations for New Guild Officers

Elections for our 2019-2020 guild officers will be held at the June business meeting. You must be present to vote. Their one-year term will begin in September. (NOTE: The office of treasurer is a two term.) The current slate is as follows:

President: Betty Ann Dawson

Vice-President: Virginia Gates

Secretary: Silvia Homa

Treasurer: Diane Hess

Exhibits

Schwenkfelder Heritage Center, 105 Seminary Road, Pennsburg, PA

Three Centuries of Sewing Tools Through September 27 in the Fraktur Gallery

Sewing tools range from the eminently practical to the exquisite and whimsical. This exhibit will showcase examples from the Heritage Center and private collections of pincushions from 18th to 20th centuries; workboxes; and other related tools and equipment for home use.

Signature Quilts

June 14 – November 8 in the Meeting Room

Our 2019 summer quilt exhibit will focus on locally made signature or friendship quilts from the Heritage Center. Ranging from the important 'fraktur quilts' with calligraphy by local scribes to quilts with stamped and embroidered names, this exhibit will be a treat for quilt lovers and historians.

June Speaker & Workshop – Sarah Ann Smith

In June Loose Threads will host guest speaker Sarah Ann Smith who will do a full day workshop on Tuesday, June 18 and give a lecture on our regular meeting day of Wednesday, June 19.



Workshop: Quilting the Garden: From Photo to Flower

Learn Sarah's process of working from a photograph to create your own fused, collaged art quilt. This workshop will be 1 day. You will use photos Sarah provides to create the pink water lily or the orange tiger lily. There is a kit fee of \$9 that includes high quality color and B&W photo handouts, regular handouts, a page of transfer paper, a 12x16 piece of baking parchment for patterning, a page protector and suitcase weight. Students, per the supply list, will need to supply on their own a larger piece of baking parchment or non-stick press sheet for fusing.

Supply List:

Fabric: tone-on-tone prints with low contrast designs, particularly batiks, work best for me, but bring the fabric you love. In this class, you'll create a top about 8 x11 or (if you feel confident about scaling up in size) up to about 12 x15. That means you don't need a vast quantity of any given fabric.

For the flower, look closely at the image and bring a range of value (light to dark) in your fabric. You'll also need three to five greens for the background. Look at the proportion of background to the size of flower to figure out how much to bring.

For the pink water lily, note that the reflection of the lily in the pond is quite greyed, so try to find a more muted, shaded fabric for the reflection. You'll also need a deep dark for the pond; I had a hand-dyed fabric that was somewhat solid with some light areas, which was perfect. If you don't have one perfect fabric, you can use several fabrics together. In the photo, you can see that my cloth is not only green but also brown and burgundy and blue-green! For the lily pads and pond, you'll want a range of medium to dark greens, a bit of yellow and ochre (a yellow-y tan), and possibly a bit of medium-light green for the lighter bits of the water if your pond fabric

For the orange day lily, you don't have to make it orange! Just bring a range of values from light to dark; this image uses light, medium and dark orange (nearly rust/burgundy!), yellow, and a yellow-green. If you want to create a stargazer lily, one that is white and hot pink with freckles, bring whites (white on whites work well here), light-medium and dark pink. Since this is a close-up, you'll use more of the flower colors and less of the background / foliage colors.

You may pre-fuse fabric at home so you have more working time in class or do the fusing in class. I prefer Mistyfuse, which can be hard to find, so I will have some for sale in class.

Hospitality

June 5

Snack: Linda Garthe
Snack: Betty Ann Dawson
Fruit/Veg: Carolyn Ferrandino
Cold Drink: Melinda Novatnak

June 19

Virginia Gates
 Carolyn Thompson
 Donna Matthais
 Marie Traxler

Thinking of tackling that mess in your sewing room this summer...the Tea Sewing Room Sale ladies are ready to receive any of your Tea donations. They'd like to start getting items sorted, pricing them and boxing them up so that they'll be very organized for the 2020 Tea.

Betty Ann Dawson & Lil Evans

Trash to Treasure

Mainline Quilters
 Saturday, June 15, 2019 10 am – 1 pm
 Tredyffrin Township Library 582 Upper Gulph Road
 Strafford, PA

Fantastic Prices!
 New and Gently Used: Fabric, Quilting Supplies, Yarn, Patterns, Books, Needlework Supplies and Kits, Magazines and MORE!

Fabric Exchange

For the rest of the exchange period the fabrics will all be **SOLIDS**

June's **SOLID** color is **Brown/Rust**

Cut 2 1/2" strips and place them in a zip-lock bag marked with your name. Turn in to Virginia Gates, Toni Hughes or Joanne Cantwell

Reminder – the number of strips to cut is now 11.

JUNE BIRTHDAYS

- 1 Loretta Radewonuk
- 3 Barbara Painter
- 7 Margie Allen
- 9 Sandy Michalec
- 21 Nancy Kinyon-Samec
- 22 Donna Matthais
- 23 Debby O'Keefe
- 24 Christine Fallon
- 25 Carolyn Ferrandino



Quilt Shop Review

Bloom

724 Main St.

Margaretville, NY

845-586-6000

<http://www.bloomquilts.store/>

My sister invited me to share an Airbnb in the Catskill Mountains recently. One of the nearby towns, Margaretville, had a lovely quilt shop named Bloom. Owned by a very friendly mother/daughter team, the shop is bright, cheery and totally inviting. They carry a range of fabrics from more traditional (Andover, Bernartex, Moda) to contemporary (Free Spirit, Studio E, 3 Wishes) with batiks also added to the mix. I found some great Penny Rose fabric to add to my stash for my Laura Heiney animal collage. The shop has notions and sewing supplies and also has a small section with art supplies, stationary and yarn.

While chatting with the owners, I discovered that they also offer retreats for quilters. Here is some information from their website:

“The retreat is located behind our fabulous fabric and art store and can fit a maximum of six people. We offer three bedrooms and two bathrooms, one being handicap accessible. The workspace contains large tables for sewing or crafting, two ironing tables with irons, a cutting mat, and two design boards. There is a kitchen and living space for noshing and socializing during down time. Price: \$80 per person, per night and the fourth night is free! A two-night, three person minimum stay is required.

Margaretville, New York is located in the western Catskills. It is a small and friendly village with a kitchen shop, chocolate store, sandwich shops, and art galleries. Our retreat offers a fantastic view of Pakatakan Mountain and the Delaware River. “

Linda Hamel



Officers & Contacts

PRESIDENT

Eileen Frankil efrankil@comcast.net

VICE PRESIDENT /MEMBERSHIP

Pat Leiter pleiter59@gmail.com

TREASURER

Christine Fallon lasagnacook@verizon.net

SECRETARY

Silvia Homa Silvia.homa@gmail.com

PROGRAMS

Judy Peters jtp930@verizon.net

SPEAKERS

Laurie Kelly family5kelly@comcast.net

WEBSITE

Diane Hess diane.hess@outlook.com

NEWSLETTER

Linda Hamel dhamel476@gmail.com


Loose Threads Quilt Guild

Meets at 9:30 AM on the
1st & 3rd Wednesday of each month,
with a special basting meeting on the 5th
Wednesday at:
First United Church of Christ
145 Chestnut St
Spring City, PA 19475
610 948-4516

Annual dues are \$20 per year and guests
are always welcome

Loose Threads Quilters
Newsletter available on our website
www.theloosethreadsquilters.org

Loose Threads News is a monthly newsletter
for the members of Loose Threads Quilt Guild.



I'll bet this clever quilt,
displayed at the recent
Mancuso QuiltFest
Lancaster show, will
bring a smile!