



Loose Threads News

Volume 21 Issue 7

April 2016

1st Wednesday Agenda

9:30 Doors open -
refreshments & socializing

10:00 Business Meeting
Show and Tell

3rd Wednesday Agenda

9:30 Doors open -
refreshments & socializing

10:00 Lecture -
Bethanne Nemesh

12:30 Workshop -
Edging techniques

President's Message

Bravo and well done, ladies! Our Tea was a rousing success. All in attendance claimed to have had a marvelous time; they loved the quilt show, food, speaker, discussion groups and of course, the food. It will be interesting to find out how we did financially but that is secondary to all the positive feedback.

So, hardy congratulations to Toni Hughes and her team as well as the rest of the guild members for a job well done. We're already looking forward to next year!

Betty Ann


Walk Down Memory Lane



CAN YOU IDENTIFY
THIS PROUD QUILTER?

This winner in the 1993 (!) guild challenge is one of our charter members. She's been an associate member since her move to New Jersey a number of years ago, but always attends our Holiday Brunch and always has a wonderful challenge entry.

Answer on page 8.



Minutes – March Meeting

Betty Ann Dawson called the meeting to order at 10:00 A.M.

Items of Note:

- According to Guild by-laws, members voted on the nominating committee which will consist of two members (Joanne Cantwell and Carolyn Thompson) plus the Vice-President.
- A copy of the by-laws was distributed to members for their review prior to the next business meeting. What areas should be cleaned up? Do the underlined areas need to be addressed? Read and be ready for a discussion and vote at the next business meeting.
- The third meeting of March (Mar 30th) will be devoted to making charity quilts from pieces of fleece and juvenile flannel.

Business Meeting Raffle: The raffle was won by Judy Snook.

Basting: Basting meeting will be devoted to making charity quilts.

Block of the Month: Basket square sample and directions were made available to members.

Charity: Three quilts were turned in at the meeting. These are in addition to 4 other quilts.

Fabric Exchange: For April the fabric exchange is April Showers - Look for fabrics that have rain, umbrellas, clouds or galoshes. Please catch up if you are one of those who need to.

Field Trip: On April 13th there will be a field trip to Marathon Threads in Conshohocken, with a stop at Freeman's Nuts and lunch at Fayette Grill. After lunch there will be a visit to the Round Bobbin Quilt Shop in Ambler. Reservations will be made for lunch.

Historian: Tea blocks from the year 1993 to 2016 have been found, except for the year 1995.

Patterns for the blocks will be sold at the Tea.

Hospitality: The food sign-up list is filled through July.

Program: The next program meeting will be playing Bingo on the completed bingo blocks. Blocks are not to be finished off as they will later be used to make a charity quilt.

Secret Pal: "Seems to be working well." If you forget a gift, please let Margie Allen know.

Speakers: Beth Ann Nemesh will be the speaker on April 20th. She will give a lecture in the morning and a workshop on edging techniques in the afternoon. Look for details and workshop supply list in the April newsletter

Sunshine: Linda Garthe's mother is at home, but not doing well. Bonnie Strickland's husband passed away on March 16, 2016. Please remember her in your thoughts and prayers.

TEA: The rest of the meeting was devoted to discussion of and planning for the upcoming Guild Tea.

Treasury: Marylou Boryta gave an account of the Guild's expenses and income.

Other items: We received a thank you note from the Manatawny residents thanking us for thinking of them with the gift of baseball hats, 20 quilts and the 15 walker bags. "They're Greattt!"

Show and Tell was inspiring with various creative projects

The meeting was adjourned at 11:00 by Betty Ann Dawson.

Sally Ater - Secretary

2016 Quilters Tea

25th Anniversary

This year's Tea was a resounding success and the highlight was certainly our wonderful quilt exhibit. It had all of our guests oohing and aahing over the number and beauty of the quilts on display.



Cathy at the Block Exchange



Viewer's Choice:
1st place Toni Hughes
2nd place Linda Garthe



Great job auction ladies

Hooray for the kitchen crew!



Lenore's
Discussion
Group



Guest speaker
Victoria
Gertenbach

Past Tea
Blocks

March Program



Our March program was BINGO! We came with our pre-sewn squares containing various colors and types of fabric, then waited,

patiently, for Judy or Sylvia to call the right ones for our squares. Why, oh why, never a RED novelty or a GREEN solid???? There were M&M's for our markers and 'quilty' prizes for the winners. Great fun. And Takako certainly was the luckiest player of the day!



Evening Bee



Spring has returned and so has our Evening Bee! The church is reserved on the 2nd Wednesday from 6:30 - 8:30. Grab some handwork or a project you're stuck on and could use some advice. It's a friendly group; please join us!

Any questions, contact Nancy Miller at 610-970-6260 nancymiller922@comcast.net

As part of the 25th Tea anniversary we decided to make up all the Tea blocks from the past. They began in 1993 and we managed to find 22 patterns...only missing 1995! All of the patterns have been assembled into a booklet. The front cover (shown below) is from a Guild Cookbook published for the 1996 Tea. If you would like a copy please contact Betty Ann Dawson.



Tea Recollections

The guests at this year's 25th Anniversary Tea were asked on their registration forms to relate some of their favorite Tea memories of the past. Here is a sampling of the comments we received:

Every year wonderful!

First years was the best – only two tables of attendees, everything in one room, very exciting.

Bringing my mom and sharing the day with her.

Liked the year Sue Spargo samples were displayed

Great food!

Liked the time I bought a paper pieced tea cup quilt.

Beautiful quilts!

Friendly guild embers

Good discussion groups

Sharing with friends

Loved the recycling discussion group.0

Always come home inspired to start something new.

Sitting in discussion groups sharing quilting experiences

Winning sets of blocks.

Liked the watercolor class

Have made 6 of the 'sourdough starter' quilts from the early Teas

Learned how to foundation paper piece and have made several quilts using this technique.

Love the new format!

Winning the basket filled with fat quarters...twice!

Really liked the flour sack/feed bag speaker

Always enjoyed the whole day

Really like the atmosphere of friendship.

Enjoyed the Civil War speaker.

Seeing quilts made from past block winners

Liked the denim apron worn by a member...still plan to make it.

Love the teapots on the tables.

Gets me out of the winter doldrums

Love the 2 beautiful quilts I made from orphan blocks bought in the sewing room sale.

Love meeting new people.

Good deals at the sewing room sale

Winning blocks on my 50th birthday

Shenkel Sewing Circle

We will only have one meeting in April and that will be on Tuesday the 12th. This is due to voting that is held at the church on Tuesday the 26th. Hope to see you on Tuesday, April 12th at 9:30 in the Church Social Hall.

Questions, contact Margie Allen at handheld786@yahoo.com

Road Trip

On Wednesday April 13th there will be a car pool day trip to Marathon Threads in Conshohocken. We'll stop for lunch at the Fayette Grill and then head to Ambler to the Round Bobbin quilt shop. See Betty Ann Dawson to sign up and get scheduling details.



The staff and guests of St. Mary's Franciscan Shelter for Homeless Families are especially grateful for your kind donation.

Thank you for the beautiful quilts. It was with great pleasure, when one of our older children needed a blanket for day care, to hand her a beautiful quilt. She loved it and it made a 10 year-old very happy.

Gratefully,
Sister Bernadette, the staff and residents of St. Mary's Shelter

Upcoming Events

Art Quilt Elements 2016 – March 18 – April 28, 2016. At the Wayne Art Center, 413 Maplewood Ave, Wayne, PA
www.artquilelements.org

A Quilt & Fabric Exhibition – April 5 - 6, 2016 Presented by County Line Quilters at Buckingham Friends School, located right next to Peddlers Village, Lahaska, PA
www.countylinequilters.org

Airing out the Quilts Show – April 8 - 9 Fri & Sat 10a – 5p Presented by Earl Township Historical Society at the Earl Township Fire Co., 1340 Ironstone Road, Boyertown, PA
 Admission \$8

Garden of My Dreams 2016 Quilt Show & Sale – April 9 - 10, 2016 Presented by Beachplum Quilters of the Jersey Shore at the Toms River Elks Lodge #1875, 600 Washington St., Toms River, NJ
www.beachplumquilters.org

Out of Hibernation Quilt Show - April 16 - 17, 2016 Presented by Berry Basket Quilters at Kirby's Mill Elementary School, 151 Hartford Road, Medford, NJ
 Sat 10a - 5p & Sun 11a - 4p
www.berrybasketquilters.com

Quiltfest – April 30 - May 1, 2016 Presented by Colonial Quilters Guild at Charles Chrin Community Center, 4100 Green Pond Rd, Palmer Township, PA
 Admission \$8
www.colonialquilters.org

April Birthdays



4 Milly Skean & Rosemary Geisler
 14 Melinda Novatnak
 20 Sue Kehl, Cathy Nelson, Kathie Travis
 28 Marylou Boryta

The fabric exchange theme for April is **April Showers!** Look for fabrics that have rain, umbrellas, clouds or galoshes. Bring **12** rectangles measuring 3 ½" x 6 ½".



Hospitality

	<u>April 6</u>	<u>April 20</u>
Snack:	Carole Cossa	Kathy Travis
Snack:	Joanne Cantwell	Lil Evans
Fruit/Veggies:	Silvia Homa	Takako Pike
Cold Drink:	Jean Sullivan	Linda Glass



April Workshop

Bethanne Nemesh will be our guest speaker at the April program meeting. Her lecture will focus on how she got started in quilting and she will show us some of her beautiful work. In her afternoon workshop Bethanne will teach us 3 edging techniques – beaded piping, a swag flange and classic piping with a large bead flange on a knife edge with facing. She will be providing a kit at a cost of \$15 which will contain 4 samples and all beads necessary for the project. You will need to bring a sewing machine with zig-zag capabilities and a zipper foot.

Supplies:

hand sewing kit & scissors


purple wash out pen

1" x 6" clear acrylic ruler

Bring about 18" each of 2 different contrasting colors of fabric that have been cut ON THE BIAS, 2.5" wide, then pressed in half lengthwise, as you would make a binding. Pieces need to be at least 6" long each, but it isn't necessary for the 18" to be continuous. Bring matching thread for each of the fabrics. Strong polyester is recommended.

There will also be a brief demo of the use of Inktense pencils. There is a maximum class number of 20 so sign up with Laurie Kelly to reserve your spot.

www.whitearborquilting.com.



Lancaster Quilt Show



We spent a great day at the AQS show in Lancaster. Who wouldn't have a wonderful time... beautiful quilts, lots of vendors and great friends who appreciate both!



2016 Birds & Words Challenge

This article is to remind you of the rules for our 2016 Challenge, and to give you some tips and resources.

- Quilts are due at our December 2016 holiday meeting and must be finished. Keep your project secret. Don't show it to anyone before the reveal.
- Maximum perimeter is 160 inches. May be smaller, but not larger.
- Your quilt must contain two elements on the front of the quilt. At least one bird, and at least one word. The word(s) may be in any language.
- Clothing or other quilted items (handbags, pillows, etc.) are acceptable.

You can use any technique to add words and images to your quilt. Consider using your computer and inkjet printer to print directly on fabric. This opens up a world of possibility for you. Everything from font, size, color, and appearance can be worked out on the computer. Be sure you plan space on the page for seam allowances.


There are various commercially available 8.5" x 11" sew-on printable fabric sheets you can insert in your printer just like paper. Be certain your machine is not low on ink, then do a test print on paper before inserting the fabric sheet. Be sure you know how to load the paper so that it prints directly onto the fabric side. Set printer to "best quality" and "plain paper." Slowly peel off the paper after ink is dry. Follow the directions for making the image colorfast. My favorite brand is "Printed Treasures" by Dritz, which is available at Joanne's. For use in a quilted project, be certain that the package says "washable" or "colorfast" (versus dry clean only.) Also be sure it says sew-on (versus stick-on or Peel and stick.).

You may also consider printing onto iron-on transfer sheets. I personally have not used these. Be sure to read and follow directions, and be aware that your image must be a mirror image of the finished product if using an iron-on transfer.

Bird trivia: There are about 10,000 unique bird species. They all have wings (though they don't all fly.) All birds lay eggs, have bills, are bipedal (have two legs), have a high metabolism, and have feathers. Of these characteristics, only one is unique to birds. Birds are the only animals with feathers.

Any questions on the Challenge?

See Eileen Frankil or Carolyn Thompson



Try an internet search for lots of great inspiration!

Walk Down Memory Lane

That is Joanne Gardner, Loose Threads member since 1989!

April Block of the Month

Block 8


Appliqué Strip 32"x4"

Cut 1 piece of background fabric 33 1/2" x 5".

Use appliqué method, fabric and pattern of your choice.

Trim piece to 32 1/2" x 4 1/2".

I used 1/4" piece for the vine and the flowers and leaves are below. These patterns are finished size. Remember to add allowance for needle turn if desired.



Getting to know you

Laurie Kelly

One more member of Loose Threads confesses that it was JANE RUSSELL who told her about the quilt group in the area that had morning meetings. They even had babysitting! And, in March 1993, Laurie Kelly was busy with one-year old Justin (now 24) so she joined LT and enjoyed the babysitting feature then and subsequently with Brett (21) and Sabrina (16). Laurie is one of our members who can recall many details from the early days of Loose Threads.

Living in Paoli, PA for her first 11 years, she then moved to West Chester where her parents still live; we know her Mom, LT member, Cathy Nelson! Thanks to Cathy for starting to teach Laurie how to sew, then enrolling her in a Stretch & Sew course. Since she had become quite proficient at sewing, when Laurie became engaged she thought it shouldn't be too hard to make a quilt and she was eager to get started on one for her first home. She and her Mom went to Martin's for fabric to make a double-bed size log cabin quilt in the barn-raising pattern. This was 1985-1986 and she used cardboard templates and scissors to cut out all of the pieces. She learned a lot from that experience and it turned out great.

Laurie graduated from Henderson High School in West Chester, then went on to Albright College in Reading. She spent some time as an Assistant Manager in a fabric store that closed (we know too many of those, don't we?) so she then switched to banking and eventually worked in a law firm before she became a stay-at-home mom for a number of years. In 2007 she started part-time substitute teaching, then started back to school in the Fall of 2013 to earn a BS degree in Nursing after her husband, Todd, was diagnosed with ALS. A very busy lady, Laurie will finish that degree next year.

Loving quilting, Laurie likes to try all different types of techniques; at the moment, she finds applique most enjoyable. She has won numerous awards with her quilts, but her most special experience has been the quilt that she and Linda Hamel just finished for the AQS "New Quilts from an Old Favorite" contest which was chosen as a finalist and came in 12th out of 18 finalists. That quilt will tour for two years and is being shown in Paducah, KY where Linda will visit it in early April.

Laurie's contributions to Loose Threads have been many, serving as President and Vice President multiple times, chairing the Tea for six years, and being on numerous



committees including speaker, programs, basting, BOM, raffle quilts and challenge. She has also served as registrar for the Tea for many years.

In addition to quilting, she enjoys reading quilt books, mysteries, romance and true-life crime stories. She also likes to watch murder shows on TV and would even love to go on "Survivor" some day! Spending time with friends and family and playing games is also high on her list.

Laurie has found Loose Threads to be her rock during the last few years while she has been in school again. She has found such support and friendship whenever she could make it to guild and that always lifted her spirits and made her feel more confident about herself even when she was feeling stressed out and having some difficulty in school. She thanks all of the Loose Threads community for their kindness, friendship and love all of these years.

We too love Laurie for all of the kind help that she willingly offers and the inspiration that she gives to each of us.

Joanne Cantwell

Officers & Contacts

PRESIDENT

Betty Ann Dawson wildberryfarm@dejazzd.com

VICE PRESIDENT /MEMBERSHIP

Susan Glaser sewglaser@verizon.net

TREASURER

Marylou Boryta mboryta2@verizon.net

SECRETARY

Sally Ater aters@verizon.net

PROGRAMS

Judy Snook judyann112@verizon.net

SPEAKERS

Laurie Kelly family5kelly@comcast.net

WEBSITE

Lenore Clarke LenoreClarke@gmail.com

NEWSLETTER

Linda Hamel dhamel1283@aol.com

Loose Threads Quilt Guild

Meets at 9:30 AM on the
1st & 3rd Wednesday of each month,
with a special basting meeting on the 5th
Wednesday at:
First United Church of Christ
145 Chestnut St
Spring City, PA 19475
610 948-4516

Annual dues are \$20 per year and guests
are always welcome

Loose Threads News is a monthly
newsletter for the members of Loose
Threads Quilt Guild
and is available on our website
www.theloosethreadsquilters.org



Sunny tulips shine with Eloise Renouf's pretty *Shape of Spring* quilt. Free download of directions at <http://145578867.r.lightningbase-cdn.com/wp-content/uploads/2013/12/AmsterdamQuilt.pdf>