



Loose Threads News

Volume 22 Issue 4

December 2016

1st Wednesday Agenda

Holiday Brunch

Bring Challenge quilt, gift exchange, BOM quilt, holiday mug, 2 dozen cookies & Secret Pal gift...and your appetite!

2nd Wednesday Agenda

9:30 Doors open - refreshments & socializing

10:00 Business Meeting

[Bring Angel Tree donations](#)



President's Message

“Not believe in Santa Claus! You might as well not believe in fairies!”

- Francis Pharcellus Church

Christmas is upon us! And with it an opportunity to believe in that jolly, old elf and the goodness of people and the delight in the eyes of all kids (big and little). My wish for this holiday season is that all of us have a happy, healthy, safe, joyous, delightful and un-stressful month of December. The un-stressful part might be a little difficult, but do your best! We can un-stress a little at our Holiday Luncheon with the good company, good food, great presents and, of course, the fabulous entries in this year's challenge. Looking forward to seeing everyone there!

Merry Christmas!

Betty Ann



At November's Show-n'-Tell, Rosemary, Linda and Betty Ann showed off their armchair sewing caddies made at Silvia's class in October.

Minutes - November Meeting

Betty Ann Dawson called the meeting to order at 10:10 A.M.

Items of Note:

- Greetings and welcome to Kathy Parker. She is our newest member.

Business Meeting Raffle: The Raffle was won by Melinda Novatnak.

Basting: The next basting session will be November 30. Sign up if you have a quilt to be basted. If you have any questions see Jean Sullivan or Loretta Radewonuk.

Challenge: Bring your Challenge project in for the set-up of the Holiday Brunch in a bag so no one can see it and place it on the stage. Remember that the theme is "Birds and Words".

Block of the Month: Make one block to be given to the person who designed the block. If you make a second block, it will be raffled off to guild members.

Charity Projects: Mary Larkin and Nancy Kinyon-Samec are collecting the projects you donate.

Fabric exchange: The exchange colors for December are red and green.

Field Trip: A visit to the Chester County Historical Society is planned for November 30th to see their display of quilts from the early 1800's. The cost is \$6.00 for adults and \$5.00 for seniors. The plan is to go from the basting meeting on the 30th to a restaurant for lunch and then on to the Historical Society.

Two other possible trips are the Hoppin Bobbin in Aberdeen, Maryland, and the Blue Hen in Newark, Delaware.

Historian: Linda Hamel has put together a historic treat for the Brunch. She has assembled pictures of all of the previous challenges in a binder.

Hospitality: Gayle Hammond passed the sign-up sheet around.

Holiday Brunch: Brunch will be held on December 7th. If you are going to be part of the gift exchange your gift should be close to \$20.00 and should be quilt related. Put your name in the gift. Remember to bring 2 dozen cookies & your holiday mug.

Block of the Month: The Brick Block, due in December, is in the November Newsletter.

Library: There is nothing new recently, but there will be soon.

Newsletter: News items have been coming in. Linda Hamel is very grateful for your help.

Retreats: Linda Garthe is getting information on a possible Maine retreat.

Round Robin: Round Robin will begin again in January, if anyone is interested.

Secret Pal: Secret Pal ends with the Holiday Brunch at which time you will reveal yourself.

Speakers: Continue to check the Newsletter.

TEA: The following classes will be offered at the TEA. Applique, Mug Rugs, Something Stephanie would like to lead, Game Quilt, Quilts using stripes, Totes and Purses and Quilts in Movies.

Treasurer: Marylou Boryta gave an account of the Guild's income and expenses.

Other Items:

- Lenore Clarke has asked for help with the sale of books at the Henrietta Hankin library.
- Show and Tell. The meeting ended with a display of some inspiring work done by our members.

The meeting was adjourned at 11:15 A.M.

Sally Oler filling in for *Stefanie Adrain* –
Secretary

Creative Journal

Rachel, a blogger from the [Stitchedincolor](#) website started the idea of drawing a design for 30 days. She wrote: "What is your style as a quilter? What quilts make you the glow from the inside out? Of all the ideas floating around in your head, on your pinboard, in progress... which one do you really, *really* want to work on next?"

Quilting as a hobby or art is something we mean to enjoy. For many of us the quilts that bring the most satisfaction come from inside. I wouldn't say they're original (what's that?), but rather that they hold some expression, twist or meaning that's personal, that's especially "you." The more often I sit down with pencil and paper, the more often something comes together that feels like me.

Let's practice teasing out those quilts with a 30 day design challenge. No, not 30 consecutive days... just 30 days total of sketching quilt designs. Whether you complete the challenge or sketch just a handful of quilts, those experiences are sure to enrich your quilty soul. Someday you might make the quilts, or maybe not. That's not the point. It's about stepping out and trying new things, stretching, growing, enjoying being you."

Look up [30daysofquiltedesign](#) and check out the Instagram pictures. Most people seem to be working in a graph paper notebook or sketchbook. I think the idea is to just get the creative juices flowing and not that every sketch will become a quilt.

A fun idea I think!
Debby O'Keefe



Loose Threads received an invitation from Sue Kehl's church to attend their Cantata. The dates are Sunday, December 18th at 10:15 am and Sunday, January 8th at 3:00 pm at the Trinity Evangelical Lutheran Church, 1749 S. Main St. in Boyertown.

YOU ARE INVITED

Loose Threads Holiday Brunch

Wednesday, December 7, 2016

10:00 A.M.

A luncheon menu will be served

Gift Exchange – If you would like to participate, bring a wrapped \$20 gift with your name written on a card inside

Bring your challenge quilt to display in a plain bag

Bring last year's BOM quilt

Bring your Holiday mug

Bring 2 dozen cookies to share

Secret Pal revealed


Holiday Gift Ideas

Has your family been asking what you'd like for Christmas? Here are 2 new books from Martingale Press that you might want to add to your list!

<http://www.shopmartingale.com/books-ebooks.html>


Simple Christmas Tidings - Scrappy Quilts and Projects for Yuletide Style By Kim Diehl

In Kim Diehl's first-ever Christmas book, you'll find decoration inspiration for your family's celebration. Revel in the sight of gracious rooms all dressed up for the holidays in Kim's signature style. Enjoy more than a dozen festive projects and Kim's tips for decorating your home with yuletide flair.



Christmas Patchwork Loves Embroidery - Hand Stitches, Holiday Projects By Gail Pan

Gail Pan's whimsical, cheerful embroidery style is incredibly easy to re-create, whether you're an experienced stitcher or have never picked up a needle. Finishing is a breeze with projects that are so portable and quick you can stitch while traveling, socializing, or even waiting for an appointment. The book features 17 festive designs to bedeck gift tags, pillows, wall hangings, Christmas stockings, table runners, a bag, and much more.



Members on the Go



Bonnie Strickland and I vacationed in St George, Utah. We made a stop to Superior Threads. They are well known for quilting and long arm thread.

Lil Evans



Block of the Month - January

Sea Glass Block

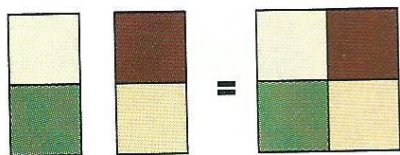
Submitted by Linda Hamel

Background : White: Cut 4 - 2 ½ " squares
Cut 1 - 5 ¼ " square

Colored fabric: Use 5 different bright blues, greens or aquas. The fabric doesn't need to be only those colors; there can be other colors within the fabric.

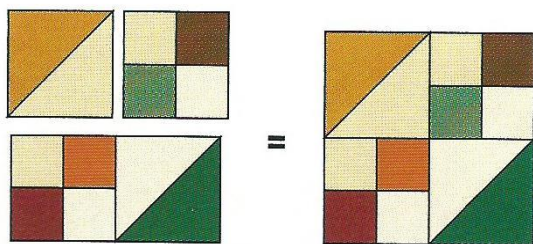
Cut 4 - 2 ½ " squares
Cut 1 - 5 ¼ " square

Make 2 four patch blocks out of white and 4 different colored fabrics



Four-Patch Diagram

On the back of the white 5 ¼ " square, draw a diagonal line thru the center of the square. Place the white and colored square right sides together and sew ¼ " from the center line on both sides. Cut the square on the drawn line. Press each block open so you'll have 2 half square triangles. With the diagonal right down the center of the block, square up each to 4 ½ ". Arrange the 4 - 4 ½ " blocks as shown below taking care that the white sections are oriented correctly. Block should measure 8 ½ "



Make 1 block for the person who submitted the design
and a 2nd block to be entered in that month's raffle

Due in January

FYI...This block is this year's Tea block, make one more and you'll be all done!



November Program



In November Loose Threads hosted Deb Karasik and her husband Jeff (Mr. Deb). There was a full day paper piecing workshop held on Tuesday, a lecture/trunk show on Wednesday morning and a binding workshop on Wednesday afternoon. Deb's humor and stunning 'spiky' quilts along with Jeff's witty insights made for a very entertaining time.



Fabric Traditions is an annual door prize donor to our Quilters Tea. This past year they sent a request with their box of donated fabric – make some projects using those fabrics and send back photos of the completed items. Not a terribly difficult challenge for a group of talented sewers, but the fabrics to be used definitely limited our choices – sports themed fleeces and pre-quilted prints. A group of members rose to the challenge and came up with a variety of great items that included pillowcases, rag quilts, dog bed, ditty bag and sewing caddie. Many thanks to Rosemary Geisler, Carolyn Thompson, Kathie Travis, Betty Ann Dawson, Kiti Williams with oversight from Lil Evans. Great job ladies!

Wonder what this year's box will contain?



Getting to Know You

Christine Fallon

We are delighted to introduce Christine who has been patiently attending our meetings for a year and just recently was awarded a membership card when a slot became open. Born on Long Island, Christine is a twin with 2 brothers. She moved to Sykesville, MD with her husband and they lived there for 18 years, raising their son, now age 22. Another job transfer brought them to Pennsylvania only 15 months ago and they are loving Pennsylvania, locating in the Kimberton area.

On an excursion to Kimberton's nifty yarn shop "Purls of Wisdom," Christine ran into Lenore Clark who informed her of the nearby Loose Threads Quilt Guild. She decided to come to one of our meetings and was immediately excited about all that she saw and learned... a welcoming atmosphere, friendly members, exciting projects, field trips, charity work, etc.

Christine began sewing in Home Ec class and is just starting to quilt, jumping in with Pat Sloan's "Splendid Sampler Quilt," an on-line project she learned about from one of our members. She's enjoying every minute of it and is looking forward to continuing to expand her quilting skills. She was able to attend and work at our March Tea, and was most impressed with all that was available there.

Of Italian heritage, Christine loves to cook and Italian dishes are her specialty. She has not made it over to Italy yet but much enjoyed travel to Ireland and to Hawaii and



hopes to continue her interest in travel. She enjoys knitting also, especially turning out sox and shawls. Reading and volunteering at St. Basil's in Kimberton round out her days.

Christine is enjoying all aspects of our Guild, loving the field trips, our informative meetings, our educational speakers, and is thrilled to have found such a fun group of people with similar interests in her new community. Welcome Christine!!

Joanne Cantwell

December Birthdays

- 8 Toni Hughes
- 10 Linda Garthe
- 10 Carolyn Thompson
- 14 Jean Atwood
- 18 Lenore Clarke
- 20 Bernie Hughes
- 24 Mary Larkin
- 25 Judy Quintas-Gorman



Jean Atwood doesn't get to come to our guild meetings anymore, but some cheerful cards would certainly bring a smile on her Dec 14th birthday:


30 Old Schuylkill Road
#108
Pottstown, PA 19465



Yikes Stripes!

The striped fabric exchange colors for December is **green/red**

Bring **15** squares measuring 6 1/2" in a ziplock bag with your name on it.



Community Service



A group of Loose Threads members made sure that veterans were remembered on November 11th this year. A quilt was assembled using the red, white and blue 2015 Tea blocks designed by Kathie Travis. The quilt was given to the Main Street Café in Royersford - one of our regular lunch spots. On Veteran's Day every veteran was given a meal 'on the house' (over 80 were served!) and they were asked to sign the quilt. It will be on permanent display in the main dining area of the café.

Hospitality

December 7

Snack:

Holiday

Snack:

Brunch!

Fruit/Veggies:

Cold Drink:

December 21

Kathy Neiman

Gayle Hammond

Kiti Williams

Jean Sullivan

Quilt Shop Review

Susan Glaser

Allan and I are trying to travel to the last few states, so that we will have visited all 50. This year we went to Kansas, Missouri, Iowa and Nebraska. After the trip was planned we had a delay due to my spending time in the hospital and rehab, but we finally got there. One of the shops that we visited was **Missouri Star Quilting** in Hamilton, Missouri. We went to 18 different shops on the trip, but I will only report on this one.



This is a view inside some of their other stores.



It is a nice shop with small sections dedicated to each type of fabric that they carry. The name above each section is the name of the other store in town that carries a much larger selection of that fabric. All of their products are on their web site for mail order. Jenny Doan also does her YouTube Tutorials from the store.



This is a nice view of the shops facing the main store. They each reflect the type of fabric that they carry and are all distinctively different.



While we were there we got to visit with Elizabeth from LizzieB Cre8ive. She runs the bakery now and still has her quilt line at shows and online. She is the one that did the apron with an appliquéd pie for us.

<http://www.lizziebcre8ive.com>



Everywhere you look there is a quilt, even on the walls....except for the train mural and JC Penny's boyhood home.

Officers & Contacts

PRESIDENT

Betty Ann Dawson wildberryfarm@dejazzd.com

VICE PRESIDENT /MEMBERSHIP

Lil Evans ldjnevans@gmail.com

TREASURER

Marylou Boryta mboryta2@verizon.net

SECRETARY

Stefanie Adrain photogal13@verizon.net

PROGRAMS

Judy Snook judyann112@verizon.net

SPEAKERS

Laurie Kelly family5kelly@comcast.net

WEBSITE

Diane Hess diane.hess1@comcast.net

NEWSLETTER

Linda Hamel dhamel1283@aol.com

Loose Threads Quilt Guild

Meets at 9:30 AM on the
1st & 3rd Wednesday of each month,
with a special basting meeting on the 5th
Wednesday at:
First United Church of Christ
145 Chestnut St
Spring City, PA 19475
610 948-4516

Annual dues are \$20 per year and guests
are always welcome

Loose Threads News is a monthly
newsletter for the members of Loose
Threads Quilt Guild
and is available on our website
www.theloosethreadsquilters.org



After basting on Nov 30th, a group of Loose Threaders headed off to Westchester to visit the Chester County Historical Society. (Of course we made a stop for lunch first!) We enjoyed the exhibit at CCHS entitled *Quilts: The Next Layer* which features a dozen recently donated 19th century quilts. Many of the quilts were made with 'Turkey red' fabric and featured beautiful inked signatures across the top. The exhibit runs through December 2016.