



Loose Threads News

Volume 22 Issue 4

January 2017

1st Wednesday Agenda

9:30 Doors open -
refreshments & socializing

10:00 Business Meeting
Show and Tell

President's Message

"I hope that in this year to come, you make mistakes. Because If you are making mistakes, then you are making new things, trying new things, learning, living, pushing yourself, changing yourself, changing your world. You're doing things you've never done before, and more importantly, you're doing something."

Neil Gaiman

3rd Wednesday Agenda

9:30 Doors open - refreshments &
socializing

10:00 Fidget Quilts
Jane Russell

Enough said! Let your creativity, talent and passion shine through. Here's to happy mistakes in the new year!

Betty Ann

Our favors at the Holiday Brunch were jars of a wonderful lotion made by the brunch committee. Folks wanted the 'formulation,' so here it is!

Hand and Body Lotion

7.5 ounce Vaseline
15 ounce baby lotion
8 ounce Vitamin E lotion

Combine all ingredients using a mixer.
Store in small containers.



December Minutes

Monthly Business Meeting was held at the United Church of Christ in Spring City, PA, facilitated by: Betty Ann Dawson. Meeting was called to order and began on time at 10:00 am.

Business Meeting Raffle: Started around at the beginning of the meeting and the winner was Pat Phillion.

Basting Committee: There will be no basting until March of 2017 (next time we have a third Wed in the month). The Guild basted a quilt for a non-member on Nov 30th for \$30.

Block of the Month: We need more participation for the BOM. Look in magazines for BOM ideas. To participate you need to include directions for your block and a sample, no bigger than 12". Keep the block simple. See Debby O'Keefe with your block ideas and any questions. There are still open slots.

Challenge: Announcing the challenge in January of 2017. Two hints: Camera and Imagination/picture.

Charity Projects: Nothing new

Evening Bee: The will Evening Bee will continue in the new year.

Fabric Exchange: Moving forward – all good.

Field Trips: Wed, January 25, 2017 trip to Hoppin Bobbin, Blue Hen and Lil Country Chop all in DE. More details and a sign up to follow.

Lancaster Quilt Show is March 29- April 2, 2017. Sign-up is being passed around and please let us know if Thursday or Friday works better. Cost, including the bus and ticket, will be ~ \$40.

Holiday Brunch: Was wonderful. Many thanks to the ladies who planned and coordinated all the festivities. Loved all the Quilts in the BOM and Challenge. Delightful as always.

Hospitality: Nothing new

Retreats: Doing a survey.

Newsletter: Nothing new, newsletter should be out on the 29th.

Programs: Jane Russell will do a program on "Fidget Quilts" on January 18th. These are quilts made for folks who suffer with dementia and are used as a source of entertainment. Items needed for this program are: ruler, rotary cutter & board, scrap fabric & embellishments for quilts

Secret Pal: Sign-up going around today for those who wish to participate.

Speakers: Working on speakers, have summer lined up.

Sunshine:

Millie Skean has a new mailing address which is in this newsletter.

Judy Peter's husband is not well.

Bernie Hughes will be having surgery at some point to replace her pacemaker.

Kathy Travis's mom is in the hospital.

Tea: Continue to work on your Tea Committees. Tea block is the Sea Glass Block in Aqua and Greens printed in Dec newsletter. Please bring Orphan Blocks to Lil Evans during January for the sale at the Tea.

Website: Diane Hess will be posting the December Newsletter onto the Website at the end of the month.

Treasurer's Report: As always Marylou Boryta has the financial data available for anyone to review at the back table.

Show and Tell: Fabulous as always.

Meeting adjourned at approximately 11:30, respectfully submitted by:

Stefanie Adrain – Secretary



There is a new NEW fabric store in the Doylestown borough! "The Sewing Room" is located inside the historic Doylestown Train Station building on the corner of Ashland & Clinton Street.

They will carry mostly quilting cottons, as well as patterns, threads & notions!

Ashlie M. Reed Owner
thesewingroomstore.com

The Sewing Room
 130 South Clinton Street
 Doylestown, PA 18901

January Program

At our program meeting in January Jane Russell will be showing us how to make 'fidget' quilts. These embellished, textural items are used to occupy the nervous hands of those suffering from dementia. The quilts are kept rather small so they will fit on a person's lap. They are usually comprised of 16 squares of fabric of different textures, such as wool, fleece, corduroy, minkie or whatever kinds of scraps you may have on hand. Embellishments are also an important feature of these quilts. For these think more of larger items so they will not be a swallowing hazard – although all items will be securely fastened. Bring zippers, large buttons, keys, empty thread spools, large beads – any item you think might interest busy hands.

Bring any of the supplies described above to contribute to the program, along with a rotary cutter, ruler and mat. Bring your sewing machine if you'd like to work on the project at the meeting or you can gather all your fabric and embellishments at the workshop and assemble your fidget quilt at home.

Evening Bee



Since attendance and enthusiasm remain high, the evening bee will continue into the new year. The church has been reserved on the 2nd Wednesday from 6:30 - 8:30. The weather can become iffy through the winter months, so check your email for a cancellation notice. An email notice will be sent by 4 o'clock in the afternoon if the bee is cancelled. If the winter doldrums are setting in, perhaps an evening out among friendly quilters is just the ticket; please join us! Any questions, contact Bonnie Strickland or Sally Ater.



What if it snows?

Wondering if a guild meeting will be held if it's looking pretty white out there? In the event of winter storms, check the Springford school district website <http://www.spring-ford.net/>.

On the banner across the top, click on **For Parents** and the third listing down is **Closing-Emergency Information**. If the district schools are closed, the guild meeting will be cancelled. If there is a 2 hour delay, the guild meeting will begin at 10:30.

Holiday Brunch



Is there any guild meeting throughout the entire year that is more fun than the Holiday Brunch? The answer is NO and this year was certainly no exception. Everyone was dressed in festive garb with ear to ear smiles. (Just love those ruby slippers, Marylou!) After much laughter and chatter, complete with circulating appetizer trays, the doors were opened to reveal *'Christmas in Quiltland!'*



There were beautifully set tables, each with a different decorative centerpiece; a table piled high with gifts; quilt racks along one wall displaying this past year's Block of the Month patterned by Linda Garthe and the entire stage area overflowing with our challenge quilts. Wow! Toni Hughes was our holiday emcee steering us patiently through the many aspects of our holiday tradition. Oh, and did I mention the foodMmmmm...and I consumed more cookies than Santa on Christmas Eve. Many thanks to the Holiday Brunch committee for providing us with such a wonderful day.



2016 Challenge

Birds & Words



What a resounding success for the 2016 Bird & Word Challenge! Great job by the challenge committee, Eileen and Carolyn. There were 33 entries, submitted by 26 people. Two members were absent (Rosemary Geisler and Nancy Miller). And there were even a number of over-achievers who did 2 or 3 entries! The Viewer's Choice awards for our favorite quilts went to Mary Larkin, Donna Matthias and Sylvia Homa. And we all went home with wonderful 'bird & word' challenge labels to add to our quilts.



Viewers' Choice Awards




Mary Larkin's
'Party in the Coop Tonight'

Silvia Homa's
'There's Always One'



Donna Matthias'
Redwork Embroidery





Fabric Exchange

January –DARK BLUE

Bring 14 (this # has changed!)

6 ½" squares
in a ziplock bag with your name on it.

NEW YEAR'S RESOULTION:

If you've missed any months since the exchange began, the New Year is a great time to get up to date! Package up those squares into baggies, label with the month and your name and get them to Clem or Linda Hamel.

Our friend Milly Skean has a new mailing address:

Keystone Villa Personal Care
#130
1152 Ben Franklin Highway East
Douglasville, PA 19518



Snack:

Snack:

Fruit/Veggies:

Cold Drink:

January Birthdays

1 Takako Pike
14 Lil Evans



2017 Loose Threads Challenge...Hint

Nancy Miller and Pat Leiter are the Challenge Committee for 2017. They will be announcing our new challenge at the January 4, 2017 business meeting. For now, all they will say is:

Imagination and



Hospitality

January 4

Nancy Kinyon-Samec

Pat Leiter

Sally Ater

Pat Phillion

January 18

Judy Snook

Marcella Sivco

Gayle Hammond

Geri Dulis

January Block of the Month

Snowball and 9 Patch Blocks


Submitted by Donna Matthias

Snowball

Cut 1 - 6 ½" square of Dark (Penn State) blue – tone on tone is fine

Cut 4 – 2 ½" squares of White - tone on tone is fine

Fold white squares diagonally and press. This creates a sew line to follow or draw your line with a pencil. Put right side of the white square in one corner of blue square and sew on diagonal line. Trim seam to ¼" and press triangle out to form finished corner. Repeat this 3 more times to complete the 6 ½ " block.




Nine Patch

Cut 4 – 2 ½" squares of Dark (Penn State) blue

Cut 5 – 2 ½" squares of White

Observing color placement, assemble into 9 patch which will finish as a 6 ½" block.

Do **NOT** sew the 9 patch and snowball block together.



Due in February

Quilt Shops in Hawaii

Judy Snook

After sailing five days to Hawaii, taking classes and quilting each day, we arrived in Maui as our first island to explore for two days. On the first day, my daughter figured out how we could take buses to two quilt shops.

Sew Special in Kahului, Maui, was the first shop. It was the perfect place to find backings for the quilts we were making on the ship. There were rows and rows of Hawaiian fabric. There were other fabrics also, batiks and novelties especially. My eye caught a kit to make a pineapple table runner, something I have always wanted to do. In fact, I made this table runner rather than finishing making all 80 paper pieced blocks for a quilt that I wanted to redesign anyway.

The second quilt shop was a bus ride away in Kihei, Maui. The **Maui Quilt Shop** was smaller but still contained Hawaiian fabrics along with other fabrics. A Hawaiian quilt pattern and a pineapple ornament were more interesting to me although my companions were able to come away with more fabric.



Judy and her daughter Sharon

Two buses were needed to return to the ship. Traffic in Maui is ridiculous and we were sure we were not going to make it back in time for the luau. Thus I had my first experience with Uber.

Quilt Passions in Kailua Kona, Hawaii opened just for us, well, all the Stitichin' Heaven people actually. One woman gave a demonstration of traditional Hawaiian quilting, Lots of fabric including two fabrics which were exclusive to the shop.

Vacation wise this satisfied my love of quilting and my love of travel.



Getting to Know You

Linda Hamel

It's time to learn more about that award-winning quilter who also produces our excellent monthly newsletter! Linda was born in Waterford, New York, not far from Albany, and is second oldest of four children. She studied Medical Technology at Hudson Valley Community College, then went on to the University of Buffalo where she earned a BA in Biology. Back in Rensselaer, a job opportunity at the local pharmaceutical company, Sterling Winthrop Research Institute, was fortuitous as she met her future husband, Doug, working in the same department. They married in 1983 and she acquired three stepsons; one of whom has led to her three grandchildren and 2 great-grandchildren.

Linda's talented mother taught her to sew, but her first love was making porcelain reproduction dolls, pouring molds, painting faces, designing clothes, etc. She turned out a lot of these beautiful creatures for a number of years. Then, a group move of scientists brought Linda and Doug to Collegeville, PA where they have happily resided for 23 years. She was one of the first biologists at the large Kodak-funded pharmaceutical facility in Collegeville (now a GlaxoSmithKline site) but only one year after she arrived, Kodak withdrew from pharmaceuticals, leaving Linda and her husband without work. She then joined another local research firm, Rhone-Poulenc Rorer, for five years and when they decided to merge and lay off staff, Linda was very fortunate to RETIRE at age 50!

Linda made her first quilt during the bi-centennial year and it was hand-tied. She then started making charity quilts, especially children's quilts, for hospitals. She loved buying fabric and often shopped with her friend, Sandy Michalec (an associate Loose Threads member now living in Washington State) who was a fellow member of the Valley Forge Guild. Sandy attended our Tea one year and learned about our day-time Guild and encouraged Linda to join with her in 2000 and the rest is history! Loving all kinds of quilting, some of Linda's favorites are Civil War fabrics, modern fabrics and anything that catches her eye. She started collecting Japanese fabrics at one time and, as soon as she had enough, she presented a fabulous large Japanese-themed quilt at our Show 'n Tell.

One of her special experiences was working with Laurie Kelly to design and make an entry in the AQS contest "New Quilts from an Old Favorite" where they placed 12th of 18 finalists. This past spring she visited Paducah, KY



where their quilt was displayed at the AQS Museum and seeing their original designed quilt on the museum wall was most thrilling. This quilt is touring at AQS shows nationwide for another year and is scheduled for exhibit at the Lancaster show next March. Linda has also displayed quilts at other quilt shows, including Peddler's Village and at the Oaks quilt shows.

Always busy, Linda has served in many roles within Loose Threads, as President and Treasurer. She was also Tea Chair two years and has led many discussion groups at our Teas. Most recently, we appreciate her talents that she uses to produce our wonderfully interesting, informative and colorful newsletters. Linda has also traveled widely and, when home, she enjoys her flower gardens and reading books. Her family and friends are very important to her and she is thankful for the many friends that she has made at Loose Threads who have greatly enriched her life.

Joanne Cantwell

Call for Donations

Jane Russell has a new charitable group that she is interested in helping - with some assistance from fellow guild members. There is a group that makes benches for cancer treatment centers / hospitals, so patients and families might be able to relax and enjoy some sunshine and fresh air when they are up to it. Believe it or not, these benches are made from hard plastics, such as detergent caps, toothpaste caps, really, any caps that are NOT 'squishable.' They melt them all down and extrude the material into the bench forms. So get yourself a container and start saving your caps for Jane!

Save the Dates

The first road trip of the new year is planned for Wednesday, January 25th. Loose Threaders will be headed 'out of state' to Hoppin' Bobbin in Aberdeen, Maryland, Lil Country Shoppe in Middletown, Delaware and Blue Hen Quilt Shop in Newark, Delaware. The Blue Hen Quilt Shop is owned by Erin Underwood who taught the tuffet class we so enjoyed. To join in the fun, simply sign up with Christine Fallon.

On Friday, March 31^h Loose Threads Quilters will again be offering bus transportation to the AQS quilt show to be held at the Marriott Hotel at the Lancaster County Convention Center in downtown Lancaster. The cost will be ~\$40 which will include show admission and the bus driver gratuity. Sign up at the January meeting. Feel free to ask family and friends!

Cookie Recipes From Lenore

Springerles, a German anise cookie.

When you are tired of all the chocolate, and just want a yummy cookie with hot tea...

Make these at Thanksgiving to enjoy at Christmas

8 eggs	
4 c. sugar	2 t. anise flavoring
3 t. baking powder	¼ t. salt
9 c. flour	2 t. anise seed in dough,
additional for bottoms	

Beat sugar and eggs with mixer until very foamy, about 10 minutes. Add flour 2c, then 2 c. etc. Batter is very stiff. Let rest and/or chill for 30 min. ("set outside in cold for 15-25 minutes")

Roll out dough ¼ " thick, the width of your springerle rolling pin (If you don't have a springerle rolling pin, just roll out ¼ " inch thick dough). Cut apart squares. Pick up the cookie and press into saucer of 2T anise seeds getting about 10 seeds on the bottom of the cookie. Place cookies on cookie sheet sprayed with Pam. These do not spread, so can be placed very close together. Place cookies sheets overnight in a cool place (garage?)

Bake at 350 for 10-12 minutes; do not brown. Place cookies in a tightly covered tin and let mellow 1 month. If needed, can add a few slices of apple on a paper towel for a few days to help soften them. Yield 10 dozen.



Officers & Contacts

PRESIDENT

Betty Ann Dawson wildberryfarm@dejazzd.com

VICE PRESIDENT /MEMBERSHIP

Lil Evans ldjnevans@gmail.com

TREASURER

Marylou Boryta mboryta2@verizon.net

SECRETARY

Stefanie Adrian photogal13@verizon.net

PROGRAMS

Judy Snook judyann112@verizon.net

SPEAKERS

Laurie Kelly family5kelly@comcast.net

WEBSITE

Diane Hess diane.hess1@comcast.net

NEWSLETTER

Linda Hamel dhamel1283@aol.com

Loose Threads Quilt Guild

Meets at 9:30 AM on the
1st & 3rd Wednesday of each month,
with a special basting meeting on the 5th
Wednesday at:
First United Church of Christ
145 Chestnut St
Spring City, PA 19475
610 948-4516

Annual dues are \$20 per year and guests
are always welcome

Loose Threads News is a monthly
newsletter for the members of Loose
Threads Quilt Guild
and is available on our website
www.theloosethreadsquilters.org

Scotcheroos

1 c. clear Karo and 1 c. white sugar. Heat in saucepan on medium heat, stirring regularly, until just boiling. Boil too long, and you'll have tooth-breakers. Take off the heat and stir in 1 ¼ cup peanut butter -creamy or chunky. Once evenly dispersed, pour over 6 cups of Rice Krispies in a large bowl.

Spray a 9x13 pan with Pam. Spread Rice Krispie mix into pan. Use fingers to smoosh down and compact slightly. The smooshing helps the cookies stick together.

In a 4 cup Pyrex measuring cup add 1 ¼ cups EACH of chocolate chips and butterscotch chips. Melt in microwave. I zap for one minute, stir, zap another minute, then take out. The heat in the chocolate will help melt any remainders, as you stir till smooth. Pour over Rice Krispies. Spread all the way to the corners. Don't gyp anyone of the chocolate goodness.

Safe to cut after 30 minutes in refrigerator. I loosen the sides, then invert pan on breadboard, and cut from the back.

Lenore Clarke