



Loose Threads News

Volume 19 Issue 9

June 2014

1st Wednesday Agenda

9:30 Doors open -
refreshments & socializing

10:00 Business Meeting
Show and Tell


3rd Wednesday Agenda

9:30 Doors open-
refreshments & socializing

10:00 Wendy Cole –

***Hexies...Not your
Grandmother's English
Paper Piecing***

All supplies required are listed
in this newsletter.



President's Message

Hello quilters,
June is here, it is finally warm... are you still quilting? I know that my quilting slows down in the summer when so many outdoor activities take over. I love flowers and plants so much of my time is now spent planting them to enjoy all summer.

The election takes place this month and it is also time to choose our committees for next year. So we need to be thinking about what we would like to do next year. To help with your decision look on our web site, under Member, for a complete listing of guild and Tea committee descriptions. Think out of the box, and try something new. The guild is only as good as we make it!

Enjoy this beautiful weather and keep quilting!

Rosemary




Kathy Neiman brought her 'comfort' quilt, made by the Loose Threads members, to show-n-tell in May. She told us that she sleeps under it every night!

Sewing Needle Tip

Have you ever changed the needle in your sewing machine, just setting it aside and then wondered the next time you noticed it lying next to your machine...now, just what kind of a needle was that anyway? This chart from Schmetz just may help you figure that out. Check out their web site. Perhaps a printed copy near your sewing table might come in handy.

SCHMETZ NEEDLE COLOR CODING CHART



Download an **8.5" x 11" version** or a **4" x 6" postcard size** (2/Page Avery 5389)
<http://www.schmetzneedles.com>

Net Notes

Kim Jacobs told us of the Quilty Folk blog (Where Whimsy meet Tradition) by Audrey.

One of the tabs across the page top is titled THE COURAGE TO FEEL CREATIVE SERIES: The description on this section reads, "An ongoing conversation about encouraging creativity for those of us that feel somewhat creatively challenged: Practicalities, thoughts, ideas and the occasional exercise."

Audrey has developed a listing of 30 Habits to develop to improve your creativity. I clicked on:

8. Habits of Creativity: Work, Do, Make, Create. What to fall back on when mojo isn't working from April 1, 2014

"I don't feel like a random, whenever the mood strikes, oh-no-it's-time-to-make-a-baby-quilt kind of quilter these days and I think this is probably why: I've developed some **Habits of Creativity** in the last several years. Yep. When that fickle mojo goes on vacation, I can always fall back on something far more dependable these days. Here's how it works..."

Check out <http://quiltyfolk.blogspot.com> to see for yourself!

FOR SALE- Great for tracing and appliqué patterns, 8 1/2" x 225' roll of headrest paper @ \$1.65 per roll. That covers my cost for 20 roll case.
 Linda Glass 610-935-2591

Minutes - May Meeting

Debby O'Keefe called the meeting to order at 10:00 A.M.

New Business:

- New Board – As there was no interest in the President and Secretary positions, Debby O'Keefe will assume the role of President and Jo Quaglia will remain as Secretary for this coming year. Nominations for Vice President are: Silvia Homa, Kitty Williams, Betty Ann Dawson and Judy Snook. We will be voting at the June Business meeting. You may also nominate for any position from the floor at the time of voting but you must contact the person you are nominating prior to the meeting to make sure that they will serve if voted in.
- Committee selections will start in June. All members need to look at the Committee descriptions on the website and start thinking about what you want to do next year. **New leaders are needed for Retreats and Field Trips.**
- Debby O'Keefe mentioned that she is thinking of doing a Round Robin project next year. More info to follow.
- Welcome to our newest member: Sandy Cantlin.
- Linda Hamel suggested that all the Quilts of Valor be displayed at the June meeting so we can view them before delivery.
- Linda Glass is missing a 9" square ruler from the Sliver workshop. If you know of its where about please let her know.
- The Old Country Store had its auction and will be re-opening soon. No date yet.
- Henrietta Hankin Library would like to have some quilts for display in their lobby area. Next opening is January 2015. Lenore Clark will chair this.

Treasurer's Report: Expenses this month were for speaker fees and lunches, copying fees to the church. Income came from a donation from the American Legion for Quilts of Valor, North Mountain retreat fees, business raffle and refund for AQS show tickets.

Sunshine: Ramona Moreland's mother passed away recently. Ramona is the proprietor of Chester County Quilting in Phoenixville. Pat Leiter will pick up a plant to give to her in remembrance. Jean Sullivan passed a sympathy card for us to sign at the meeting.

Basting: Carolyn Ferrandino would like to know at least one week in advance if you will need to have a quilt basted. This will allow her and her committee to gather the required materials and stands needed as they are kept in various places. Basting will be done on a first come first served basis. A signup sheet was available.

Hospitality: Gail Hammond sent around the list for people to sign up to bring drinks/snacks through the end of July.

Fabric Exchange: May's color is MULTI-COLOR. June's color is PURPLE.

Retreats:

- The last retreat at North Mountain will be at the end of June and it is full.
- A new person(s) will be needed to head this committee next year.
- Lenore Clark is getting information for Camp Innabah which is located at Rte. 100 and Pughtown Road just south of Rte. 23.

Speakers/Programs:

Reminder: There is a \$5 fee for Associate Members attending lectures by outside speakers. Please pay Rosemary Geisler or Judy Peters the day the program is held.

Workshop fees for Assoc & guests are variable and depend on the guild's cost for each speaker. Confirm what your costs will be when you sign up with Laurie Kelly.

Minutes, continued

- Karen Kay Buckley is planned for May. NOTE: The workshop will be on Tuesday, 20 May. There will be a \$24 kit fee payable directly to Karen Kay Buckley. Please be at the church at 9:30 AM ready to go. Karen's lecture will be on Wednesday, 21 May, the regular guild meeting day.
- One of the most popular discussion topics at this year's Tea was *Hexies...Not your Grandmother's English Paper Piecing*. At our June program meeting Wendy Cole will show us some shortcuts that will make English Paper Piecing faster, enjoyable and maybe even a new obsession. All supplies needed will be listed in June newsletter.
- Bob DeCarli (author of Hill & Valley Log Cabin Quilts) from Penn Oaks Quilters will be our speaker for our second meeting in September 2014. Lecture topic is TBA.
- Terry Krazmar will be doing a lecture at our second meeting in November.

Service Projects: Carole Cossa will get help from the other members in distributing quilts to St. Christopher's and other organizations. If you know of anyone or an organization that is in need of a quilt please let Carole and her committee know. Carole will inventory our current stock and get back to her committee. Joann Cantwell mentioned that Coatesville and Spring City VA's could use some. Walker bags are needed.

Block of the Month: This month's block incorporates cutting skills: squares cut diagonally and squares cut twice diagonally into quarters. There are two options provided. Send in pictures of your blocks to post on the website to Lenore Clarke (LenoreClarke@gmail.com).

Field Trips:

- A carpool trip to Winterthur is on schedule for June 11th. Please forward your check for \$37 to Cathy Nelson by May 21.
- A new person(s) will be needed to head this committee next year.

Library: Three new books are available for checking out.

- Listen to Your Quilt: Select the Perfect Quilting Every Time – 4 Simple Steps by Barbara Persing
- Simply Stunning Woven Quilts by Anna Faustino
- Books are now arranged alphabetically by AUTHOR.

Business Meeting Raffle: Kitty Williams.

The meeting was adjourned by Debby O'Keefe at 11:45 AM.

Jo Quaglia - Secretary

Upcoming Events

Main Line Quilters - "Trash to Treasure" Sale on Saturday, June 14, 2014 from 10am - 1pm at the Tredyffrin Public Library.

Homemaker's Country Quilters – Presentation by Pat Knoechel (Eleanor Burn's sister) on Friday, June 20 from 10 to noon at the 4H Building in Creamery, PA There will be no visitor fee.

June's Polka Dot color is

Purple

My Sewing Space

Clem Dupont



When we were searching for a new home, the real estate agent pulled up in front of a lovely house situated on property that sloped away from the road. We toured the main floors and then the agent took us downstairs to the 'in-law apartment' located in the basement. I saw how perfect it would be for a sewing space and immediately thought to myself, "Sold!"


What do you like about your space? The room is large, bright, airy, with direct access to a patio. There is a conversation area with a sofa and comfy chairs if I have quilting friends stop by. There is also a separate small windowless room for fabric & thread storage and (very important!) a bathroom.

What do you hate about your space? About the only thing I'm lacking is a kitchen.

Is the area all yours or do you share with others? I "allow" a small corner for my husband for his desk and file cabinet.

What equipment is included in your space? Two sewing areas, 3 design walls, cutting table, and ironing board. There is a lot of wall space that is decorated with a variety of wall hangings and sewing projects.

Are you a neatnik or do you like to work amid chaos of UFOs & fabric? I need some order if only to locate things. I have a number of unfinished projects 'bagged,' with all the fabric and patterns together, stored in a bin in my storage room.



Member Recipe

Linda Garthe recently brought one of her delicious (!) cakes to our meeting and was willing to share the recipe with us.

CRANBERRY-PECAN SPICE CAKE

Grease and flour 1 Bundt or tube pan. Preheat oven to 325 degrees.

Filling:

8 oz. (2 cups) fresh or frozen cranberries

½ C granulated sugar

½ C orange juice

Place all in saucepan and boil stirring occasionally, until berries have broken down and juices have thickened slightly, about 10 min. Transfer to food processor and process until smooth. Cool completely.

Cake:

1 ½ C pecans, toasted, cooled & finely ground

1 tsp pumpkin pie spice

3C flour

½ tsp salt

1 tsp baking powder

1 tsp baking soda

2C sugar

¾ C plain yogurt or buttermilk

1 T vanilla

1T lemon juice

1C unsalted butter

3 large eggs

1 egg yolk

Sift together all dry ingredients. Cream butter and sugar until fluffy; add eggs one at a time beating after each. Reduce speed on mixer and alternate dry ingredients and milk or yogurt beating just until mixed after each addition. Stir in extract and lemon juice, then nuts.

Pour ½ of the batter into prepared pan, make a ½" deep "channel" with a spoon and fill with ½ cooled cranberry mixture. Swirl with a knife. Pour in rest of batter and repeat the process with the rest of the filling. Bake in the middle of the oven for 70 to 75 minutes. Rotate pan half way through. Remove from oven when skewer comes out clean. Place in pan on wire rack for 10 minutes, remove from pan and cool completely.

Glaze: Whisk together: 2T cream cheese
2T whole milk

When smooth add: 1C confectioners sugar – Drizzle over cake

3 Barbara Painter

7 Margie Allen

9 Sandy Michalec

20 Jill Cardamone

22 Donna Mathais

23 Debby O'Keefe & Joyce Stemple

24 Shirley Buckwalter, Kristi Burtch & Linda Miller

25 Carolyn Ferrandino

JUNE BIRTHDAYS



Blue Lake Retreat

Sixteen members attended the Blue lake retreat from April 28th through May 1st. It rained like crazy, but that just made it easier to keep on sewing – no distractions. Everyone accomplished so much...but Bonnie Swartzentruber, without a doubt, did the best. She finished 40 Con-Kerr pillowcases and 24 quilt tops!



Sewing is supposed to be the highlight of the trip, but eating seems to finish a close second. So much delicious food was made by our members that it was decided 'Blue Lake Recipes' should be featured in upcoming newsletters. (Look for Carolyn's chicken nacho soup next month.) On Wednesday several more members stopped by for the day, so we numbered 20 for lunch...and Linda Garthe brought her amazing (!!!) coconut cake to share. There's another retreat scheduled for the fall. Hope you can join us!

Hospitality

June 4

Snack: Lenore Clarke

June 18

Kathy Neiman

Snack: Millie Slean

Wendy Cole

Fruit/Veg: Silvia Homa

Betty Ann Dawson

Cold Drink: Linda Hamel

Jane Russell



The first Quilts of Valor have been completed by Jane Russell's group: Jean Atwood, Barb Painter, Kitty Williams and Lil Evans. Great quilting by Lil & Kitty!

All groups should try to bring their Quilts of Valor to the June business meeting to show members. Also bring any quilts you might like to donate to the veterans as both the Spring City and Coatesville Veterans facilities are very interested in receiving quilts for their patients.

May's Guest Speaker



Karen Kay Buckley's beautiful quilts and informative lecture provided inspiration and ideas for creating better borders for our quilts. And we all managed to acquire a few new tools and loads of tips for accomplishing 'invisible' machine applique at her workshop. Our speaker's committee has done an outstanding job this year!

Hexie Workshop

Loose Threads Quilt Guild

June 18, 2014

Learn to English Paper Piece the new, easy way.....NO MORE ANNOYING THREAD BASTING! We will be assembling a grandmother's flower garden block to be made into a pin cushion.

WHAT TO BRING TO THE WORKSHOP...

- ❖ Fabric Scissors
- ❖ Neutral Thread
- ❖ Sewing Needle
- ❖ Fabric Glue Stick
- ❖ Paper Punch
- ❖ Fabric cut to the following sizes
 - A - 2 border strips each 6 1/4" x 1 1/2" & 8 1/4" x 1 1/2"
 - B - 6 1/4" square for background
 - C - 9" x 7" piece for 6 petals
 - D - 2 3/4" square for flower center

EXTRA SUPPLIES TO FINISH THE PIN CUSHION...

- ❖ Embroidery Thread
- ❖ Decorative Button
- ❖ Crushed Walnut Shells
- ❖ Poly-fill


*Dear Friends,
It was really great to see so many "Loose Threads".*

What can be better than sewing, shopping, laughing and eating with friends? I had such a good time at the Blue Lake retreat. It would have been truly lovely to see everyone in the guild but there will be more trips east.

*Loose Threads was and is an important part of my life.
Thanks for all the fun.*

Sandy Michalec

June BOM- Strippy Spools



Block Size:

7 1/2" finished block – Make 8 blocks

Yardage and Cutting:

Based on 42" wide fabric

Fabrics (1-8): 1/8 yard each

Cut one 2 1/2" x 42" strip from each of the eight fabrics

Construction:

Use a 1/4" seam allowance throughout. You will be making 8 blocks at one time. You will use 7 of the eight quilt blocks in the finished quilt top.

1. Join the fabric strips together in 4 pairs. Press the seam allowances in the direction of the darker fabric.
2. Using the 45-degree angle marking on the ruler, cut eight triangles from each strip set, four from each direction.
3. Join the pieced triangles in pairs. Press the seam allowances in one direction.
4. Join the pairs to complete the blocks. Give the blocks a final press. Trim and straighten the blocks to measure 8" x 8" unfinished block.

Note: We are nearing the end of the 2013-2014 BOM project. We suggest you begin to collect what fabrics you want to use to tie your blocks together. Next month we will be using these fabrics to make 13 flying geese and 83 half square triangles.

Officers & Contacts

PRESIDENT

Rosemary Geisler Roe305@aol.com

VICE PRESIDENT /MEMBERSHIP

Debby O'Keefe dokeefe19@hotmail.com

TREASURER

Judy Peters jtp930@verizon.net

SECRETARY

Jo Quaglia joann1455@verizon.net

PROGRAMS

Judy Snook judyann112@verizon.net

SPEAKERS

Laurie Kelly family5kelly@comcast.net

WEBSITE

Lenore Clarke LenoreClarke@gmail.com

NEWSLETTER

Linda Hamel dhamel1283@aol.com

Loose Threads Quilt Guild

Meets at 9:30 AM on the
1st & 3rd Wednesday of each month,
with a special basting meeting on the 5th
Wednesday at:

First United Church of Christ
145 Chestnut St
Spring City, PA 19475
610 948-4516

Annual dues are \$15 per year and guests
are always welcome

Loose Threads Quilters

Newsletter available on our website

www.theloosethreadsquilters.org

Loose Threads News is a monthly newsletter
for the members of Loose Threads Quilt Guild,
please forward all materials for publication to

Linda Hamel at
theloosethreadsquilters@gmail.com



May's Show-n-Tell featured pillows
from the Lisa O'Neil Sliver
Workshop held in April. Showing
off their completed projects were
Linda Glass, Melinda Novatnak,
Toni Hughes and Judy Peters.