



Loose Threads News

Volume 21 Issue 9

June 2016

1st Wednesday Agenda

9:30 Doors open -
refreshments & socializing

10:00 Business Meeting
Show 'n Tell

Election of Officers

3rd Wednesday Agenda

9:30 Doors open- refreshments &
socializing

10:00 Fiber Lace Scarves

Laurie Kelly

5th Wednesday Agenda

9:30 Doors open-
refreshments & socializing

10:00 Basting

President's Message

This is a message about nothing. It started off loftily about proms, weddings, graduations and the like but quickly fell flat on its' face. I struggled to find some inspiration in those events...nothing. The inspiration comes from this wonderful time of year - the sights, sounds, colors and even the continuous rain that makes everything new again. It gives us fresh eyes to see. That, in turn, should stimulate our own imagination and get our creative juices flowing. So, unlike the old "Seinfeld" shows, I guess it really isn't about nothing, it's about us. And we are very creative, outrageously talented and pretty darn fabulous!

Betty Ann



Our guest speaker in May was Erin Underwood whose amazing trunk show took us through her journey in quilt making, ruler creation and pattern design. She owns the Blue Hen Quilt Shop in Newark, Delaware.

www.BlueHenQuiltShop.com


Tuffet Workshop with Erin Underwood



I knew that old electric knife would come in handy for something besides the turkey!



At our special Tuesday workshop, we worked hard from 9:45 until 4:00, but the payoff was certainly worth it. Erin led us through the MANY (!) steps for the creation a tuffet. The morning was spent sewing our slip cover together, while the afternoon session was dedicated to assembling all those various tuffet parts - foam, wooden base, legs and, finally, a covered button for the center.



Minutes - May Meeting

Betty Ann Dawson called the meeting to order at 10:00 A.M.

Items of Note:

- Greetings to our guests, Christine and Loretta.
- Welcome back extended to Linda Glass and Carol Costa. Good to see you!
- Let Lenore Clark know if you can help her set up a quilt exhibit at the Hankin Library.
Set up is Monday, May 22, at 1:00 P.M.
Take down will be Friday, June 17 at 9:30 A.M.

Contact Lenore at lenoreclarke@aol.com.

Business Meeting Raffle: The Raffle was won by Kathy Travis.

Basting: The next basting session will be held on June 29.

Challenge: The due date for the challenge will be the Holiday Brunch. It is not to be larger than 160 inches in circumference. The theme is "Birds and Words".

Fabric Exchange: May exchange is to be fabric with a flower print. June is to be a 'summer fun' print.

Field Trip: There is a planned trip to the Michener Art Museum to see the display, "Philadelphia in Style – A Century of Fashion" on Wednesday, May 25th. There is a possible field trip to "Quilts from the Heart of Berks" which will be held on the 14th and 15th of October.

Hospitality: Gail Hammond passed around the sign up list.

Newsletter: Give Linda Hamel any help you can. She could use any relevant information that

you find for the Newsletter. It would help make her challenging job a little easier.

Nominations for Officers: Susan Glaser said the committee tried to find members who had not served as officers before. The committee sent letters to the following candidates: President – Susan Glaser, Vice president – Lil Evans and Secretary – Stephanie Adrian. In addition there were some nominations from the floor: Betty Ann Dawson for President and Sally Ater for Secretary. Ballots will be prepared and voting will be the first meeting in June.

Programs: The program for June will be making Yarn Scarves led by Laurie Kelly. All of the details will be in the June Newsletter. Participants will need a sewing machine, 30 to 40 weight yarn and Sulky Solvy Stabilizer which can be purchased at JoAnn's for \$13.99.

Speakers: There is a possible speaker for the future from Steve's who will talk on the topic of Ergonomics. He will touch on things that we do while we are sewing and quilting that are helpful or harmful such as one's body posture. Deb Karasik is scheduled for November. She will teach an all day workshop on making a Table Runner on a Tuesday and her lecture will follow on Wednesday.

Membership: If anyone has any new or additional information give it to Susan Glaser so it will be ready for the new membership list.

Treasurer: Marylou Boryta gave an account of the Guild's income and expenses.

Other items: The meeting ended with another handsome display of some interesting and beautiful work done by the members.

The meeting was adjourned at 11:05 A.M.

Sally Ater - Secretary

For Your Dreaming Pleasure...

Here is a link to "A World of Cruises". When you get the homepage, click on the link and it brings up a page of world wide quilt cruise trips.

<http://worldofquiltstravel.com/>

Have fun!
Jo Quaglia



Unscramble these Quilty Words.

mesa
pappleuiq
dibnign
shast
cienpig
svleeag
lodf
timre
paletemt
tinbasg
shinasg
abis
ragin
pwokrhatc
drober
batgtin
ribafc
ckinbag
ayadger

Answers:
page 7

HELP!

I knew that would get your attention. I am looking for some help with newsletter articles over the next few months. Summer is here and most of us head out on vacation to explore new places and meet new people. Think about writing a piece about your travels. Don't panic...it doesn't have to be long. Fill up the article with photos – that's what I do!

Not headed far away, then maybe you could write a quilt shop review for that little store you always visit while in New Jersey or Delaware that the rest of us may not know about. Or perhaps you've met a person from a different guild who has told you of different service projects, programs or challenges that they enjoy in their group. If you found it interesting, I'm sure our members will too.

Maybe you've decided to stick close to home and plan to spend the nice weather lounging in the yard leafing through those new quilt books you've purchased. Write up the title, author and a few lines about the book. Members always appreciate learning of a book with new techniques or clever patterns or a 'heads up' when they should save their money for another choice.

With your help, I know the summer editions of our newsletter will be outstanding!

Linda Hamel



Block of the Month



You will be assembling your quilt top and adding borders. Remember to square and trim your top. Before adding the borders, your quilt top should measure $32\frac{1}{2}'' \times 43\frac{1}{2}''$. The borders in the picture are 1" inner and 4" outer finished. (add $\frac{1}{2}''$ seam allowance on each when cutting) Feel free to go creative! Bind as desired.

I sincerely hope you have enjoyed this project as much as I have and if you have any questions please call me at 610-458-8607.

Plan to show your finished quilt at the Holiday Brunch...prizes will be awarded. Thank you for your participation – I can't wait to see everyone's finished quilt!

Linda Garthe

Getting to Know You

Jane Russell

Just WHO is this Jane Russell who has introduced so many of us to Loose Threads? Born on the South coast of England in the seaside town of Bournemouth, Jane moved near Oxford at age 3½ led by her father's career with the British Government at an Atomic Energy Research Establishment. As a Scholarship Girl at an exclusive boarding school, Jane attended high school where she mixed with the daughters of world leaders in politics and business and felt like a "fish out of water" but earned a great education. Her first job was in the Science Library at Harwell (England's "DuPont"), then transferred to the Solid State Physics Group where she was the Administrative Officer – and loved it.

Jane moved to the USA with her husband for a 2-year project 40 years ago. Their first stop was in chilly Minnesota where they stayed 8 years, then on to toasty Texas for 4 years and finally to Pennsylvania where they have happily resided ever since.

Her introduction to sewing was at Night School when she was in her teens. Her first project was a lined wool sleeveless dress which she couldn't get over her head because she efficiently sewed up the back seam instead of putting in a zipper! Having never seen a photo of a quilt, she started her first one in England while in her 20's: lots and lots of hexagons backed with English newspaper. It traveled to MN with her where she was told that the newspaper and magazine pieces were more interesting than the fabrics. Maggie Malone's 101 Patchwork Patches was her first quilt teacher and Corn Flakes boxes her first templates – enough to get her hooked! Her favorite sewing today is any handwork – proper applique, buttonhole stitch, wool, embroidery, etc.

Jane and her husband, Don, are the parents of four children: Rachel, Clive (who resides in England), Claire and Becca, all who have become people of whom she is most proud. They have five grandchildren, 3 in London and 2 in New York. In 1990, as her children began to move on and always eager to enjoy a new challenge, Jane decided to open her own quilt shop in Eagle, not far from their Chester Springs home. Her son made a sign for her first shop and when asked what she would call it, without hesitation Jane replied "Tudor Rose," a nod to her English past.

As a shop owner she loved meeting all kinds of quilters, teaching young children and adults and encouraging an



addiction to quilting. Tudor Rose grew and eventually expanded into space at Ludwig's Corners, (always allowing room for a large, friendly dog)! The shop was a magnet for quilters from near and far and she was often asked whether there were any quilt guilds in the area whereby she directed many to the local day-time quilt guild called Loose Threads. After 15 years in her shop, she announced her retirement and when asked what she was looking forward to, Jane's reply was "Joining Loose Threads!" Although the Guild was at full capacity at the time, Jane became member #51 until she was "legal" as she was responsible for referring so many of us who became members. She has served in many capacities within the guild. A few years ago, they downsized from their spacious home to a lovely retirement community, Jenner's Pond in Southern Chester County, now faithfully driving 1 hr. 15 minutes each way to attend our meetings in Spring City.

Aside from quilting, Jane's interests are many depending upon the season and time of day. They include knitting, reading, gardening, cooking and travel. Jane's father challenged his daughters to be kind whenever possible and, if they couldn't change the world, to at least brighten a corner. These are words she lives by and she has certainly brightened the corner of our Loose Threads world with her many abilities and kind, sharing manner.

Joanne Cantwell

Bird & Word Challenge

REMINDER:

- Quilts are due at our December 2016 holiday meeting and must be finished. Keep your project secret. Don't show it to anyone before the reveal.
- You must put two elements on the front of the quilt. At least one bird, and at least one word. The word(s) may be in any language.
- You can use any technique; including using commercial fabric containing words and birds. You may also write and draw directly on your quilt
- Maximum perimeter is 160 inches. May be smaller, but not larger.
- Clothing or other quilted items (handbags, pillows, TUFFETS! etc.) are acceptable.

Search online for inspiration and techniques. Pinterest has 1000+ ways to add words to a quilt. Many of the sites have free downloadable letters in multitudes of styles. You can applique, draw, or quilt these letter styles.

<https://www.pinterest.com/explore/applique-letters/>

Free Paper-pieced letters patterns are also available for free if you search for them.

If videos inspire you, check out this YouTube search for "words on quilts."

https://www.youtube.com/results?search_query=words+on+quilts

The bird is generally thought to symbolize freedom. Here are a couple of websites that list some specific birds and what is thought to be their individual symbolic meanings. Most of us know that Stork = birth; Owl = wisdom. But it can be fun and inspirational to learn other symbolic meanings.

http://www.universalsky.com/Articles/Animals/list_of_birds.htm

<http://www.buzzle.com/articles/bird-symbolism-and-their-meanings.html>

Any questions on the Challenge? See Eileen Frankil or Carolyn Thompson.

Quilty Word Jumble

Answer Key

seam
 applique
 binding
 stash
 piecing
 selvage
 fold
 miter
 template
 basting
 sashing
 bias
 grain
 patchwork
 border
 batting
 fabric
 backing
 yardage








Eileen Frankil

June Program - Fiber Lace Scarves

The June workshop will be creating fiber lace scarves. You will need your sewing machine as well as basic sewing supplies. You will also need water soluble stabilizer (Sulky Solvy or Super Solvy); threads of different types, weights, and colors especially metallic for shimmer; and decorative fibers, yarns and ribbons in various weights and colors. Your stabilizer needs to be 54" to 60" long. If using Sulky Solvy, I recommend 54" long since it comes in 9 yd rolls and this would enable you to get 3 scarves out of the roll. Also bring either a very fine mist water bottle or spray adhesive and wax paper to place under the stabilizer.

I will bring my containers of yarn and ribbon to share for anyone who likes the colors that have or wants to add more to your own combination. This is a fun, easy technique that enables you to create a unique scarf befitting your personality. I can't wait to see what everyone chooses.

Laurie Kelly



Hospitality



June 1
Snack: Jo Quaglia
Snack: Judy Peters
Fruit/Veg: Bernie Hughes
Cold Drink: Silvia Homa

June 15
 Kathy Neiman
 Pat Leiter
 Geri Dulis

June 29
 Cathy Nelson
 Laurie Kelly
 Jane Russell
 Clem Dupont

Nominations

Elections for our 2016-2017 guild officers will be held at the June business meeting. Their one year term will begin in this September.

President:

Susan Glaser, Betty Ann Dawson

Vice-President: Lil Evans

Secretary:

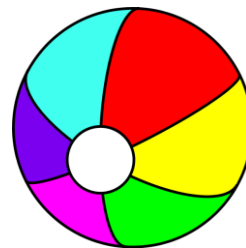
Stephanie Adrian, Sally Ater

Treasurer: Marylou Boryta will be serving the second year of her two year term.



The June fabric exchange is Summer Fun! Think beach, flip flops, picnics.

Bring 12 rectangles measuring
 $3 \frac{1}{2}" \times 6 \frac{1}{2}"$



JUNE BIRTHDAYS




7 Margie Allen
 9 Sandy Michalec
 13 Barbara Painter
 22 Donna Mathais
 21 Nancy Kinyon-Samee
 23 Debby O'Keefe
 25 Carolyn Ferrandino

Free Motion Quilting

I had to do some free motion quilting on a project and had no idea what I might use as background filler for the quilt. I found this web site and it is loaded with ideas and excellent videos which actually show you how to do the stitching.

In 2009, Leah Day began *The Free Motion Quilting Project*, a blog dedicated to sharing new quilting designs. It has a blog post of tips and a free YouTube video to teach you how to quilt the designs. Below you will find a link to the first one hundred designs from the Free Motion Quilting Project. On the website, simply click on the image or name to pop to the blog and learn how to quilt that design.

<http://leahday.com/pages/quilting-design-gallery>



Swirling Flames




Moon Paisley

Upcoming Events

Virginia's Beautiful Waters Quilt Show – June 3-5, 2016 Presented by Quilters Unlimited at the Dulles Expo Ctr, Chantilly, VA
www.quiltersunlimited.org

Quilt Show – June 23-25, 2016 (Thurs 12-8, Fri 9-5, Sat 9-3) Presented by the Island Quilters of Brigantine at the Brigantine Community Center, 265 42nd Street, Brigantine, NJ

Main Line Quilters - "Trash to Treasure" - A Sale for Quilters, Crafters & Friends
Saturday, June 11, 2016
10 am to 1 pm
Tredyffrin Township Library
582 Upper Gulph Road,
Strafford, PA 19087
Quilt fabric, Fabric kits, quilt kits, orphan blocks, UFOs, and decorator fabric
Yarn, cross-stitch & needlepoint kits. Lace, beads, and embellishments.
Lovingly used books, magazines and patterns




Quilt Display - Henrietta Hankin Library



Thanks to a wonderful group of volunteers, the Henrietta Hankin Branch quilt display is hung. The show will be up through June 21. Stop by, and be proud of your guild members' creations! The librarians love it.

Many thanks to Eileen, Pat, Cathy, Sally, Debby, and Linda Glass for bringing and/or hanging the quilts.

Lenore Clarke



Officers & Contacts

PRESIDENT

Betty Ann Dawson wildberryfarm@dejazzd.com

VICE PRESIDENT /MEMBERSHIP

Susan Glaser sewglaser@verizon.net

TREASURER

Marylou Boryta mboryta2@verizon.net

SECRETARY

Sally Ater aters@verizon.net

PROGRAMS

Judy Snook judyann112@verizon.net

SPEAKERS

Laurie Kelly family5kelly@comcast.net

WEBSITE

Lenore Clarke LenoreClarke@gmail.com

NEWSLETTER

Linda Hamel dhamel1283@aol.com

Loose Threads Quilt Guild


Meets at 9:30 AM on the
1st & 3rd Wednesday of each month,
with a special basting meeting on the 5th
Wednesday at:

First United Church of Christ
145 Chestnut St
Spring City, PA 19475
610 948-4516

Annual dues are \$20 per year and guests
are always welcome

Loose Threads Quilters
Newsletter available on our website
www.theloosethreadsquilters.org

Loose Threads News is a monthly newsletter
for the members of Loose Threads Quilt Guild.



At the beginning of the guided tour at the National Quilt Museum, the docent asked us to identify the 'wooden' quilt hanging within a small room. I was unable to point to any quilt that I thought was carved from wood. As it turned out, I was actually standing right next to it and had totally discounted that quilt as a possibility. See what you think.

Linda Hamel

Check out Fraser Smith's website to be amazed.
<http://www.gofraser.com/index10.htm>