



Loose Threads News

Volume 19 Issue 6

March 2014

1st Wednesday Agenda

9:30 Doors open -
refreshments & socializing

10:00 Business Meeting

Last Minute Tea Info

Don't forget the Tea block!

President's Message

The calendar says spring comes in March. I hope so! March also brings the Loose Threads Quilters' Tea. This year's tea will have many positive changes. My favorite is not having to be there so early in the morning.

Bernie Hughes and Carolyn Thompson are doing a great job. Thank you!
See you at the "Tea."

Rosemary

3rd Wednesday Agenda

9:30 Doors open - refreshments &
socializing

10:00 Speaker – Lynn Dohne



Even though Mother Nature tried to interfere, yet again, with our guild meeting, a number of groups managed to work on our Quilts of Valor projects in February.

Above: Kathie, Edy and Carolyn

Left: Laurie and Judy

Minutes - February Meeting

The February Meeting was CANCELLED due to an Ice/Snow storm as Spring-Ford School District was CLOSED. These minutes were generated from emails from Committee Members.

Treasurer's Report: Judy Peters reported that this month's expense was for the bus for the Lancaster Quilt Show. Income came from the business raffle, Tea food donations and interest.

New Business:

Retreats:

- The next Blue Lake Retreat is April 28th (10 AM) to May 2, 2014 (12 noon). Price is \$35/night and a \$100 cleaning charge (divided up amongst all attendees). Bring your own sheets, towels, blanket, and pillow. Sign up for meals will be closer to the retreat time. (Note: Linda Martin tried to increase our rate to \$40/night, but I convinced her we had already agreed on the \$35 rate back in the fall. Our fall retreat will be the \$40 rate). So far, 12 people signed up - we can accommodate 16 comfortably for sewing space, but can move the ironing station to a different room if we get 20 signups. Plenty of sleeping space.
- No definite plans for other retreats yet, but Marylou will be working on it after the snow melts!!! (Any tropical retreats in mind, Marylou???)

Speakers/Programs:

- Quilts of Valor - Feb 19th meeting is the date to make the QOV quilts. Be sure to have all the mats, rulers, fabric, irons, ironing mats, etc. ready to go for each group. If you aren't in one of the groups, we can find some way for you to help. I saw many enthusiastic people working together in your groups at the last meeting. I'm so glad we have taken on this project to show our support to those who have put their lives on the line. Any questions, please contact Judy Snook judyann112@verizon.net

- Lynn Dohne will be telling us how to do make the covered embroidery tape measures in March. We will take home our kits to work on at home.
- Lisa O'Neill will be doing a workshop in April on Sliver Quilts. Project is to be announced.
- Karen Kay Buckley is planned for May. If you are attending the workshop, bring in your best machine. Limit is 25 people. NOTE: The workshop will be on Tuesday, 20 May, and the lecture will be on Wednesday, 21 May.
- Bob DeCarli (Hill & Valley Log Cabin Quilts) from Penn Oaks Quilters will be our speaker for September or November 2014.

Tea Committee: Bernie Hughes went over some changes for our upcoming Tea.


- Tea sandwiches will be offered, as well as cookies, muffins, green salad and fruit salad. A \$5 donation per guild member is being requested for purchase of food. Carolyn Thompson is collecting.
- Tea Sandwiches will be prepared by the kitchen committee.
- Each member is to provide 2 dozen homemade cookies or muffins.
- Doors will be open at 9:30 – ½ hour later than previously.
- Committees need to provide info to Bernie to let her know what you need. smallvillemom@aol.com
- Sylvia Homa is collecting the Tea Blocks. Please make sure you get them to her by March 5th.
- Keep checking the Newsletter for MORE information.

Sunshine Committee:

A get well card was mailed to: Donna Kern, Secretary at United Church of Christ, where we meet and Kathy Travis as she was scheduled to have surgery on January 22nd. Surgery has been rescheduled.

April Program

Just a Sliver Please Workshop with Lisa O'Neill



Pillow Front

Pillow Back

Goals of workshop:

- Learn the basics of free-styling slivers in your work.
- Sew a slivered arc!
- Learn zipper technique for pillows.
- Learn how to sew a circle into your work
- Learn how to curved piece - no pins!

This will be all day workshop (9:30 am to 4 pm with a 30 minute lunch break). Supply lists will be provided and everyone needs to come with everything cut out as specified. A sewing machine will be required to complete the project but it may be possible to just observe the demos. There is no fee for members, Associate members will be charged \$15 and Non-members will be charged \$25. If you plan to do the workshop, either sewing or watching, sign up with Laurie Kelly.



Upcoming Events

2014 Mennonite Central Committee Pennsylvania Relief Quilt Sale Preview - March 6-8
Thursday and Friday 9 am – 8 pm
Saturday 9 am – 3 pm
View approximately 100 of the quilts to be sold in April - free admission
Material Resources Center
517 W. Trout Run Road
Ephrata, PA 17522
(717) 733-2847

The Quilt Fest of New Jersey X -
March 6-9, 2014 Presented by
Mancuso Show Management at the
Garden State Exhibit Center, 50
Atruim Drive, Somerset, NJ.
www.quiltfest.com

Antique Quilts in the Mansion at
historic Pool Forge located on Rt. 23
in Churchtown. – March 10-15,
2014 Admission \$5
www.historicpoolforge.org

AQS Quilt Week - March 12-15,
2014. Presented by American Quilt
Society at the Marriott at the
Lancaster County Convention
Center. www.aqsshows.com.

Art Quilt Elements - March 21-May
3, 2014. The 11th Exhibition of this
internationally acclaimed show that
has been widely praised not only for
exhibiting the quilts in a gallery
setting but also for promoting the art
quilt as an art form. At the Wayne
Art Center, 413 Maplewood Ave,
Wayne, PA. [www.
artquilelements.org/](http://www.artquilelements.org/)

Minutes - February Meeting, continued

Net Notes

Block of the Month: This month we are “decorating” last month’s flower basket block with appliquéd flowers and leaves. Send in pictures of your blocks to post on the website to Lenore Clarke (LenoreClarke@gmail.com).

Hospitality: Gail Hammond has people signed up for drinks/snacks through the end of March.

Newsletter: Please send all inputs to Linda Hamel at dhamel1283@aol.com by the 24th of this month.

Field Trips:

- The Lancaster AQS Bus Trip is Friday, March 14th..
- A carpool trip to Winterthur is being planned for May 14th (?). There will be a display of the Downtown Abbey costumes and a possible tour of the Winterthur quilt archive collection.

Secret Pal: If Margie can't make a business meeting, she will contact Rosemary. Reminder to Secret Pal Ladies to make arrangements to get their secret pal's gift to guild via another member if they can't attend the business meeting...we don't want anyone forgotten or to figure out who their Secret Pal is. If there is a problem of any kind ..just see Margie or contact her at handheld786@yahoo.com ! Since this month’s Business Meeting was pre-empted by the weather, please bring your gift to the next scheduled meeting.

Business Meeting Raffle: Not held.

Nametag Raffle: Not held.

Jo Quaglia - Secretary

Here's help for the many ladies looking for just the right pattern to start their Challenge quilt.

I found a dazzling site while taking a break from preparation for the Tea. **RaNae Merrill** is an award-winning quilter, author and teacher. Her unique "spiral" quilts have appeared in national shows and magazines, and her two books *Simply Amazing Spiral Quilts* and *Magnificent Spiral Mandala Quilts* have become quilting classics. The gallery on her web site has spiral pieces that are eye candy for a quilter. You will also find her teaching schedule, a store to purchase her books, links to her blogs and more. Also, I think the tabs across the top make it easy to navigate this site.

So put up your feet, grab your tablet, laptop or what have you and go to

<http://www.ranaemerrillquilts.com>

She's a genius - you'll enjoy her unique patterns and maybe be inspired!

Linda Glass

Dear Loose Thread Quilters,

Rolf joins me in thanking you for thinking of us at this time in regard to the loss of our daughter. Knowing that there are those who care will help us through this period. Your prayers are much appreciated.

With love,
Lovy Osterlin

Quilt Shop Review



Wooden Bridge Drygoods

195 Deysher Road
Kutztown, PA 19530
610-683-7159

www.woodenbridgedrygoods.com

Hours: M-T-F
W-Th
S

9am – 5pm
9am -- 7pm
9am – 4pm
Closed Sunday

If you are lucky enough to be able to drive around the back roads of Berks County, you should find your way to Kutztown and Wooden Bridge Drygoods. Located on Deysher Road, across the wooden bridge on the family farm owned by Paul and Anna Mae Martin, it is a quilter's delight. Wooden Bridge features fabrics from quilters' favorites such as Hoffman, RJR, Marcus Brothers, Robert Kaufman and Moda, all at reasonable prices. Their selection of flannels, batiks and seasonals can't be beat. They have a large selection of books, threads, notions and batting. Classes and workshops are offered on a regular basis for quilters and sewers of all levels, including basic piecing, hand appliqué, paper piecing and machine quilting. A current class schedule can be obtained by calling them. In addition to all the aforementioned, one of the best reasons for visiting is the delightful staff. The ladies are always friendly and very helpful; they know their store and their merchandise. So take a ride, you won't be disappointed!

Betty Ann Dawson



2014 Quilters Tea

For those of you who are new to our annual fundraiser here is an overall look at how Friday March 7th and the Tea, March 8th are expected to happen.

First, Friday is set up day and we start at 9:30am. The tables and chairs for the tea will already be set up for us, but we will need to put out the service ware and get the kitchen ready for Saturday. The sewing room sale, book sale, craft sale and Chinese auction will be set up in the other large room downstairs. The discussion groups will be set up in assigned rooms. The quilt show will be in the Sanctuary this year. If you are not associated with one of these areas we will need your help in the kitchen/dining room area.

Second, on Saturday, since the doors will not open until 9:30 this year, the arrival time for most people will be 8 am. We ask that you bring your muffins/or cookies (each dozen plated separately) and place them on the table assigned for baked goods. Then we need to go to our assigned areas and get ready for our guests.

The schedule for Saturday will be:

9:30 - 10:20 Registration, Shopping and Viewing the Quilts

10:30 - 11:20 Speaker

11:20 - 11:40 more shopping, viewing

11:45 - 12:25 Tea luncheon

12:30 - 1:15 Discussion Groups

1:20 - 1:50 Door prizes, Viewer's Choice, Chinese Auction, Show 'n Tell

This is a new schedule (which may need to be changed as we go along) and I am asking each table hostess to encourage the guests to check out all we have to offer (shopping, quilts), especially after the speaker so we can put out the luncheon items out in a timely fashion.

REMINDER!!!! We are collecting \$5.00 from everyone for food at the tea. Money can be given to Carolyn Thompson at the next meeting. Also, if any member is not going to attend the tea, she is responsible for getting her requisite small muffins or cookies to a member who can bring them on the day of the tea.

The Kitchen Committee will be asking for people to help prepare food items - a sign-up sheet will be available at the next meeting.

If you have additional questions please contact Bernie Hughes at smallvillemom@aol.com or call at 610-458-9726.

Check the list below carefully to see what you can donate to help each of the Committees:

Sewing Room Sale – Things that you would find in your sewing room but you no longer want are sold at bargain rates. Proceeds benefit the guild. Please bring your donations (sewing notions, orphan blocks, yardage you no longer want, zip lock bags of strips and scraps, fat quarters, 5" squares) for the sewing room sale to the next meeting so we can sort and organize.

This year we hope to work on a neater and more appealing display to entice shoppers. With your donations we can make some bundles of fat quarters, charm packs, etc. but we must have donations early to do this. If you have any questions/comments please contact Debby O'Keefe

dokeefe19@hotmail.com or call her at 610-269-8032.

2014 Quilters Tea, continued

Book Sale – Used books, magazines, pamphlets, etc. are sold at VERY reasonable prices - \$1 for hardbacks, \$0.50 for paperbacks and \$0.25 for magazines or pamphlets. Proceeds benefit our guild library.

Wanted items: Any craft magazines and books – the older the better – this includes Cross-Stitch, Beading, Knitting, Crocheting, Quilting, Sewing, etc. Bon Appetit magazines – please, only the last 2 years. For books – biographies, novels, cookbooks.

Unwanted items: Please do not bring Time Magazine, Newsweek, National Geographic, Gardening Magazines, encyclopedias or textbooks.

(Reminder - all unwanted magazines can be donated to Liberty Thrift or to a Re-Uzit Shop. Children's books in good condition can be donated to CHOP. Please give these to Jill Cardomone any time during the year.)

Any leftover books will be donated to local libraries. Lenore Clark and Marie Traxler will collect them. Leftover craft magazines and books will be collected and donated by Jo Quaglia.

You will be able to bring in your books/magazines to the church STARTING Wednesday February 19th. Please place them in bags/boxes that are marked LTQG and your name and place them in one corner of the Maple Room away from heat or pipes. Please keep them in the one area of the room as this room is used for other purposes as well.

If you have any questions/comments please contact Jo at joann1455@verizon.net or call at 610-326-1186. NOTE: I will be in the area until Feb 18th returning on March 4th.

Craft Sale: This popular venue consists of any hand crafted items that would interest our guests or members to purchase. If you are making items to sell, past experience has been that expensive crafts do not sell well. With this in mind, keep crafts at a reasonable price and at an even dollar amount (no cents). Each item submitted must be labeled with initials and a number on each item. Stickers work well. A completed consignment form must be turned in with your items. NO ITEMS WILL BE ACCEPTED FOR SALE WITHOUT THIS FORM. You will keep 90% of each sale and 10% goes to the guild. Bring items for the sale on set-up day, Friday, March 7th. NO items will be accepted the day of the Tea. If you have questions, please feel free to call Margie Allen at 610-326-1519.

Chinese Auction: For this Tea event, various quilting related items will be displayed for raffle. Our guests buy tickets and put them in for the drawing on the items that interest them. Donate any unused or gently used items that are sewing related. Perhaps that kit, ruler or notion you never wound up using or a quilt top you think, now, you will never finish. Contact Marie Traxler, Pat Philion or Donna Mathias to let them know your dona



March Birthdays

4 Susan Glaser
9 Gayle Hammond
16 Kiti Williams
19 Jo Quaglia
25 Marie Traxler



Speakers at Local Guilds

Calico Cutters Quilt Guild – March 8, 2014 at 9:30 AM - **Frank Klemens** will lecture on “Color Theory.” His favorite techniques include machine piecing, paper piecing, and machine quilting. Frank’s Three Wise Guys (named after his three sons) came about from support of local Quilters in Newark, Delaware.

www.franksthreewiseGuys.com
www.calicocutters.com

Valley Forge Homestead Quilters - March 18, 2014 at 6:45 PM - **Lonni Rossi** will be our speaker. Lonni has a new fabric line to show us.

www.LonniRossi.com
www.valleyforgequilters.org

Main Line Quilters – March 21, 2014 at 9:45 AM - **Dalen and Mitzie Keys** will give talk entitled, “Quilting, Kid’s Books and Creativity.” This is a fun and entertaining talk that includes a little about how Dalen got started in writing, a reading of **Just a Quilt**, an exploration of creativity in quilting with a mini-trunk show by Mitzie.

<http://dalenkeys.com/>
www.mainlinequilters.org

Hospitality

March 5

Snack Edy Martin

Snack Linda Garthe


Fruit or Melinda Novatnak Kristi Burtch
Veggies

Cold Drink Marie Traxler Geri Dullis

March 19

Marylou Boryta

Carol Cossa



Our Guild Friends

Pat Leiter

I have just joined the guild this January, so I am a "newbie." One of my retirement goals was to join and become actively involved in a quilt guild. I am originally from Orange, Texas, moved to Newark, Delaware in 1984, then to Oaks, PA in June of 2011. Marriage brought me to Oaks! I am married to Dr. David Leiter - pastor of Greentree Church of the Brethren in Oaks. We have been happily married for 2 ½ years. I have one son - Brandon Guidry, 24, who lives and works in Allentown, PA.

I am a former elementary school teacher, just retiring in December of 2013. Most of my teaching experience was in the first grade. I loved teaching first grade - I love the "magic" of watching children learn to read. I worked for the state of Delaware for 27 years - 10 years as a social worker and 17 years as a teacher. I decided to retire because the commute to DE was just too much.

I did some sewing as a teen and young adult (garments mainly) but stopped once I began having a family/career. I started back up again about 3 - 4 years ago - when my son left home, mainly sewing curtains for the house. I began quilting in 2012 - through the encouragement of Ramona at the Chester County Quilting. I consider myself a novice - willing and wanting to learn more and improve my skills. The Chester County Quilt Shop is my favorite. It is where I started and it feels like home. I do, however, love to visit quilt shops when I travel. I will drive out of my way for a good quilt shop!

I don't really have a favorite type of quilt or technique as yet. I consider myself too inexperienced to have a favorite - I am still "discovering" the possibilities. I do like the many varieties of the log cabin. I have never been to



a quilt show - maybe someday. I do LOVE to take classes. I like to learn new techniques and strategies, meet and network with people.

My other hobbies include collecting and

reading children's literature. I also love to read adult fiction and non-fiction, travel and go to the movies.


Something my guild friends might be surprised to know about me... since I was born/raised in the south, I have southern charm. But since I have lived on the East Coast for 30 years, I have east coast savvy. So I like to say I have southern charm with east coast savvy!

March Program

Our program this month will feature Lynn Dohne who will show us examples of her beautiful hand embroidery. Our pre-ordered tape measure kits will be distributed and Lynn will give a detailed demonstration of the embroidery stitches and steps required to work on the project at home. There are NO supplies needed for this meeting

March's Polka Dot
color is **Green**

Cut ten 6 ½ inch
squares.

March Block of the Month: Lemoyne Star

Block size: 19 1/2" unfinished

Skill: Y-seam construction for Lemoyne Star

Yardage and Cutting: Based on 42" wide fabric

- Background: 3/8 yd. Cut one 10" square into quarters diagonally for side triangles (see diagram A). Cut four 6 1/2" squares for corners.
- Star: 1/4 yd each. Cut two 2 1/2" x 42" strips from each of two fabrics

Construction: Use 1/4" seams throughout. Refer to diagrams for additional help.

1. Sew 2 1/2" strips together in pairs to make two strip sets. (Offset one strip by 2 1/2"-see diagram B). Press the seam allowance in the direction of the darker fabric.
2. Using the 45 degree angle marking on the ruler, cut at 2 1/2" intervals along the entire length of the strip sets to make a total of 16 units.
3. Sew the units together in pairs to make 8 pieced diamonds. (Diagram C). (See diagram D for offset seam placement.)
4. Arrange all of the pieced diamonds with the background patches. (Note the background triangles are oversized.)
5. Use Y-seam construction to sew the pieces together into units, always pressing open the seam allowances that will meet in the center of the star. (Diagram E).
6. Sew the units together in pairs and finally join the pairs to complete the block.
7. Trim and straighten the edges of the block to measure 19 1/2" x 19 1/2".



Diagram A

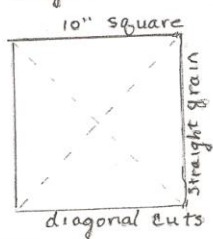


Diagram B

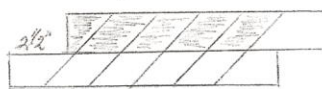


Diagram C

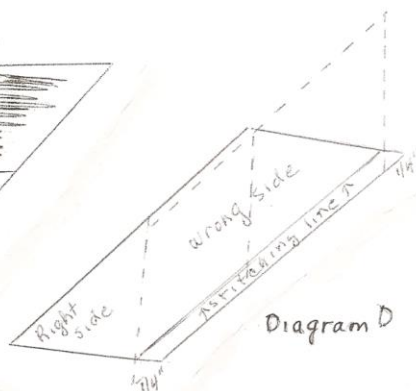

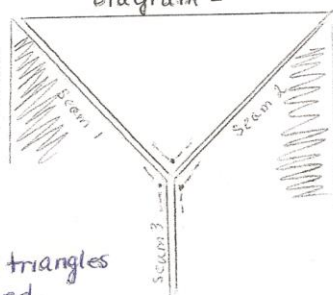


Diagram E



mark $\frac{1}{4}$ " seam. Put dot where lines intersect.

Note:
Background triangles are oversized.

Press Seam 3 open

Press Seams 1 & 2 toward diamond blocks

Back stitch at the dots to secure the seam.
Do not stitch past the dot.




Diagram F.
Final construction seams

Officers & Contacts

PRESIDENT

Rosemary Geisler Roe305@aol.com

VICE PRESIDENT /MEMBERSHIP

Debby O'Keefe dokeefe19@hotmail.com

TREASURER

Judy Peters jtp930@verizon.net

SECRETARY

Jo Quaglia joann1455@verizon.net

PROGRAMS

Judy Snook judyann112@verizon.net

SPEAKERS

Laurie Kelly family5kelly@comcast.net

WEBSITE

Lenore Clarke LenoreClarke@gmail.com

NEWSLETTER

Linda Hamel dhamel1283@aol.com

Loose Threads Quilt Guild

Meets at 9:30 AM on the
1st & 3rd Wednesday of each month,
with a special basting meeting on the 5th
Wednesday at:

First United Church of Christ
145 Chestnut St
Spring City, PA 19475
610 948-4516

Annual dues are \$15 per year and guests
are always welcome

Loose Threads Quilters

Newsletter available on our website

www.theloosethreadsquilters.org

Loose Threads News is a monthly newsletter
for the members of Loose Threads Quilt Guild,
please forward all materials for publication to

Linda Hamel at
theloosethreadsquilters@gmail.com

<http://www.quiltingassistant.com/shamrock.html>

Free Pattern : Scrappy Shamrock Block

Just in time for St. Patrick's Day, here's an easy-to-piece Scrappy Shamrock block. It's based on simple four patch squares with stitch-and-flip corners.

How can I use this St. Patrick's Day quilt block? For a simple wall hanging, set your Scrappy Shamrock blocks diagonally, with simple sashing.

