



Loose Threads News

Volume 19 Issue 8

May 2014

1st Wednesday Agenda

9:30 Doors open -
refreshments & socializing

10:00 Business Meeting
Show and Tell

3rd Tuesday Agenda

9:30 Workshop begins -

Karen Kay Buckley
Workshop

Bring designated items on
previously distributed
supply list!

3rd Wednesday Agenda

9:30 Doors open -
refreshments & socializing

10:00 Karen Kay Buckley
Lecture

President's Message

Hello Loose Threads,

"April showers bring May flowers", but here at Loose Threads, May brings nominations. Let's all cheer for the June elections. This is your chance to have a say in the running of the guild. So think about running for office. It isn't hard, it just requires a little of your time.

May is also the month for Karen K. Buckley. I think this is going to be a great class on machine applique.

So (or sew), as you continue to read this wonderful newsletter, remember that Linda Hamel puts this together for us, each month. She does a great job! Then get back to quilting and have fun!

Rosemary



The highlight of our April meeting, without a doubt, was the celebration of Milly's Skean's 90th birthday which included flowers, balloons, cupcakes and a rousing rendition of Happy Birthday!

Net Notes

This month my 'loose threads' included embroidery floss...

The covered tape measures presented by Lynn Dohne last month are little works of art. I got three kits and came home determined to learn embroidery. The library books just didn't work but thanks to the internet, I am stitching. Back stitch, fly stitch, colonial knots - I can do them and more. Yup. They are very clearly demonstrated by Mary Corbet at her website called **Needle 'N Thread**. There are over sixty "How to" videos that got, even a novice, like me stitching. Enjoy the Tips and Techniques before you get lost in the plethora of the patterns.

<http://www.needlenthread.com>

Hand sewing is an art to be perfected with patience and perseverance. I think it's a creative expression, like quilting and I want to do more. Happy learning...happy stitching

Linda Glass

May Program

Karen Kay Buckley www.karenkaybuckley.com

LECTURE: To Border or not to Border, that is the Question – Among the topics Karen will touch on is whether a quilt needs a border, how to select a border for a quilt and how to measure to ensure a flat quilt. During the truck show she will discuss her own border choices and share some fun stories along the way.

At the AQS show in Lancaster, Clem Dupont came across a new substitute for the, now unavailable, Steam-a-Seam Lite. The product is Shades SoftFuse Premium available in 8" x 9" sheets or rolls. Visit: www.softfusepremium.com



We learned about a variety of heirloom hand stitching from our March speaker, Lynn Dohne, pictured here with her cousin Barbara, Margie Allen of the Speakers committee and Wendy Cole, winner of one of Lynn's embroidered tape measures. Lynn has used an Australian publication, appropriately titled *Inspirations*, for many of her ideas. Here is subscription information for this magazine.

CB Publications www.countrybumpkin.com.au
315 Unley Road
Malvern
South Australia 5061



Show-n-tell at our April meeting featured some embroidered measuring tapes already completed by four of our 'over-achieving' members.

June Road Trip

Our Winterthur trip to see the "Costumes of Downton Abbey/ Winterthur Quilt Collection" is scheduled for Wednesday, June 11, 2014. We'll meet at 9:30am in the Visitors Center. Cost will be \$37/person. After checking in, we will board the shuttle to be transported to the Museum for the tours. We are scheduled for a 2hr Custom Tour to include a house tour and some of the archived quilts from 10am to 12 noon. Lunch from 12 to 1pm. They have a really nice cafeteria in the Visitors Center where you can eat either inside or outside on a large patio.

Our timed tickets for the "Costumes of Downton Abbey" are from 1pm to 3pm. After lunch we will need to take the shuttle back to the Museum for the Downton exhibit. We can enter the exhibit any time after 1pm but we need to leave promptly at 3pm and cannot re-enter the exhibit after 3pm.

Winterthur is open until 5pm so you still have plenty of time to ride the Garden Tram around the estate to hear the history and see the beautiful gardens. Your tickets are good for 2 consecutive days so you can return on June 12th if you still have time and energy left.

Transportation is by carpools that we set up on our own. Address: Winterthur Museum, Rt. 52, Winterthur, De. Phone: 302-888-4600

Betty Ann Dawson and I will be collecting the \$37 fee at the May 7th and May 21st meetings. Please make checks out to Loose Threads or have exact cash. The last day to sign up and pay for this trip is May 21st. Currently, we have 24 people signed up. It should be a fun day! Pray for sunshine!

Cathy Nelson

Upcoming Events

A World of Quilts XXXV – May 3-4, 2014

Northern Star Quilters' Guild Quilt Show

John F. Kennedy High School
54 Route 138

Somers, NY 10589

South of I-84 and West of I-684

Over 300 fabulous quilts will be displayed with 30+ vendors

Special guest speakers: Sue Nickels and Mark Lipinski

www.northernstarquilters.com

QuiltFest 2014 - May 3-4, 2014

Colonial Quilters Guild of

Bethlehem, PA Quilt Show

Charles Chrin Community Center

4100 Green Pond Road

Palmer Township, PA 18045

www.colonialquilters.org

Penn View Christian School

Country Fair and Auction – May 16-17, 2014

The Quilt Celebration will highlight donated quilts that will be for sale during a live, indoor merchandise auction on Friday, May 16 beginning at 6:00 pm.

Penn View Christian School

420 Goshall Road

Souderton, PA 18964

www.pennview.org

Dear Girls,

Thank you, all, for my birthday cake, flowers, balloon and cards. You made my day. Loose Threads Girls are a good group. You are so thoughtful and kind.

Thanks again,

Milly

Minutes - April Meeting

Rosemary Geisler called the meeting to order at 10:05 A.M.

New Business:

- Many Thank You's to Bernie Hughes and Carolyn Thompson for running this year's very successful Tea!!! Also many Thanks to Linda Garthe and Betty Ann Dawson who went above and beyond for the wonderful food preparations!!!
 - And let's not forget Linda Garthe's girls for providing all the eggs!!!
 - Carolyn Thompson is requesting that everyone who is storing anything at home for the Tea, to please send her an email with what you have. She will make up a master list so we have it for the future.
 - Bernie said there were many positive comments from the Tea including scheduling the speaker first.
 - Nominations for the new board start this month. Debbie O'Keefe passed around and collected completed ballot slips at the meeting. The nominating Committee will approach the nominees.
 - Committee selections will start next month. All members should review Committee descriptions on the website and start thinking about what you want to do next year.
- New leaders are needed next year for Retreats and Field Trips.**
- Jean Atwood has been moved to Manatawny Manor. Gail Hammond will coordinate with Jean's son to sign her out/in when she is able to attend guild meetings.
 - Kathy Neiman is in remission! AWESOME!!! She received the quilt from the guild and is thrilled with it.
 - Family Farm (Rt 23 and 322) in Blue Ball is having a sale all through April on Moda fabrics

Treasurer's Report: Judy Peters gave the treasurer's report. Expenses this month were for hospitality, speaker, Tea expenses and AQS tickets. Income came from the Tea and business meeting raffle.

Basting: There are currently no quilts for the basting meeting at the end of the April.

Library: A few new books were received and are being processed for availability next month.

Retreats:

- The next Blue Lake Retreat is April 28th – May 2, 2014. The list of supplies to bring was formalized at today's meeting.

- The last retreat at North Mountain will be at the end of June and it is full.
- A new person(s) will be needed to head this committee next year.
- New locations are needed as North Mtn is closing and Blue Lake's prices are going up.

Speakers/Programs:

Reminder: There is a \$5 fee for Associate Members attending lectures by outside speakers. Please pay Rosemary Geisler or Judy Peters the day the program is held. **Workshop fees for Assoc Memb & guests are variable and depend on the guild's cost for each speaker. Confirm what your costs will be when you sign up with Laurie Kelly.**

- The workshop for April is Lisa O'Neill who is the author of *Sliver Quilts*. Information was sent to all members by email. This will be a new project that is not yet on her website.
- Karen Kay Buckley is planned for May. The workshop will be on Tuesday, 20 May, and the lecture will be on Wednesday, 21 May.
- Bob DeCarli (author of Hill & Valley Log Cabin Quilts) from Penn Oaks Quilters will be our speaker for our 2nd meeting in September 2014. Lecture topic is TBA.
- Terry Krazmar will be doing a lecture at our 2nd meeting in November.

Tea Committee: Start thinking about next year. The Tea Committee Chair assignments will be coming about soon.

Charity: Three baby/kids quilts were donated at the meeting. I talked with Carole Cossa on the phone and she mentioned that we are in need of walker bags. We have none left in inventory.

Fabric Exchange: April's color is Yellow polka dots or background. May's color is Multi-color.

Block of the Month: This month's block incorporates curved piecing. Send in pictures of your blocks to post on the website to Lenore Clarke (LenoreClarke@gmail.com).

My Sewing Space

Marie Traxler

A number of years ago my husband, Barry, finished our walk-out basement. Presented with a clean slate, all things were possible. We designed the spaces together but Barry did all the construction work. I painted and stenciled. We divided the area into a family room, an office/hobby room for Barry, a sewing room for me, a laundry room and a powder room. In my sewing room, Barry first installed a window overlooking our back yard.



A talented husband builds a customized sewing area

It has a wide tiled window sill I use to display family photos and quilting items. He built an L-shaped counter that is just the right height for me. Many florescent ceiling lights make it easy to see when cutting and sewing. To utilize every space, Barry built pull-out book cases under the corner of the L-shaped counter.





My Sewing Space

Marie Traxler

My favorite thing in my sewing space is the recess in my counter for my sewing machine to rest. I love having the bed of my machine even with the counter top. I use an adjustable office chair for sewing and a wicker chair in the corner for my hand work and for guests (a.k.a. Barry).

I also love the two drawer filing cabinet under the other end of the counter. This cabinet makes it so much easier to locate patterns, articles, quilt information, etc.

I have one lighted closet for fabric storage and a design wall located in the adjacent laundry room.



I do not have enough room to keep an ironing board set up at all times so I keep an ironing mat to the right of my sewing machine.

I am generally neat except when I am working on a project! At the completion of each project I straighten and clean up the sewing room. Then I am ready for the next project.

I enjoy my TV, CD player, radio, A/C and heating. If only I had a mini refrigerator I could hide out for days.

Quilters put history on the cutting edge

Excerpted from an article by **Kathleen Brady Shea**, *The Unionville Times* January 1, 2014

Commissioned by Longwood Gardens a year ago to create a quilt with an Underground Railroad theme, local quilters delivered the results in January to the Brandywine Valley Tourism Information Center. It is signed by its contributors: Nancy Byers, Carol Forsythe, Nancy Hiss, Cheryl Kusko, Ann Randolph, Joan Scone, Jane Shea, Kathy Silvon, and **Takako Pike**.

Using an interpretation of an 1855 photo as the centerpiece, the creators incorporated authentic quilting block patterns and colors of the time period with smaller photos depicting some of the famous people who spoke at the meetinghouse, including Sojourner Truth, Susan B. Anthony and Frederick Douglass.



The centerpiece of a new quilt for the Chester County Conference and Visitors Bureau was inspired by a historic photograph of what was once the Longwood Progressive Meeting, a Quaker meetinghouse and hub for abolitionists.



Frederick Douglass, whose image was transferred to fabric, was one of the speakers at the former Longwood Progressive Meeting.

The Center director, Blair Mahoney, said “To have captured the rich Quaker heritage and Underground Railroad legacy in such a creative way is simply amazing. We are so grateful and welcome visitors and local residents to come see this beautiful and meaningful masterpiece.”

For more information, visit www.BrandywineValley.com.

2014 Challenge

Salad Ballad

Onion and radishes, turnips and peas

Cabbage or cauliflower, salad dressing please!

French, Ranch or vinegar with wine,

Great served with tomatoes, fresh off the vine.

You have endive and iceberg, spinach and kale

Olives and peppers - they might be on sale

So put down your fork and open your eyes

A good challenge quilt could win you a prize!

Poetic inspiration for the "Salad Bar" Challenge by Linda Glass

The 2014 Challenge will be a pieced quilt of any design inspired by the colors that come from the fruits and vegetables, seafood or meat that might make up any salad. Size is restricted to 120" circumference maximum. And **remember**...it's not supposed to look like a salad, only inspired by one!

May's Polka Dot color is

Multi-color



5 Shirley Horning
8 Judy Shafer
23 Betty Ann Dawson
26 Kim Jacobs

Hospitality

May 7

May 21

Snack:

Edy Martin

Judy Peters

Snack:

Susan Kehl

Barb Painter

Fruit/ Veg

Bonnie Strickland

Gayle Hammond

Cold Drink: Lil Evans

Jill Cardamone

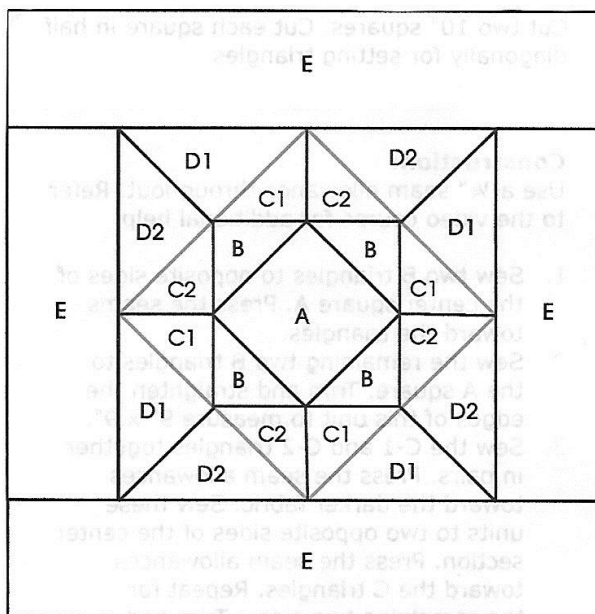
June Program

One of the most popular discussion topics at this year's Tea was *Hexies...Not your Grandmother's English Paper Piecing*. At our June program meeting Wendy Cole will show us some shortcuts that will make English Paper Piecing faster, enjoyable and maybe even a new obsession. You will receive a small project kit which we will start during the meeting. Bring a needle and neutral colored thread, embroidery scissors, and a tube of fabric glue (if you have it). You too can become a member of the "Hexie Craze" cult.

May BOM - Economy Block -(2 options available - only make one block)**Option A**

Cutting Skills-squares cut diagonally

-squares cut twice into quarters diagonally

**Block Size:** 17 1/2" unfinished**Yardage and Cutting:** Based on 42" fabric**Fabric A:** Scrap

Cut one 4 1/4" square for center

Fabric B: Scrap

Cut two 3 5/8" squares. Cut each in half diagonally

Fabric C1 and C2: Scrap

Cut one 5 1/4" square from each C fabric. Cut each square twice into quarters diagonally

Fabric D1 and D2: Scrap

Cut one 6 3/4" square from each of two fabrics. Cut each square twice into quarters diagonally

Fabric E: 1/4 yard

Cut two 4" x 11 1/4" pieces and two 4" x 18" pieces for outer border

Cutting Note: The D and E pieces are cut slightly larger than needed to allow for trimming and straightening the edge of the block.**Preparation:**

Piece together the economy block through step 3 (the C triangles). Trim and straighten the edges of the Economy block to measure 8" x 8".

Construction:

Use 1/4" seam allowance throughout.

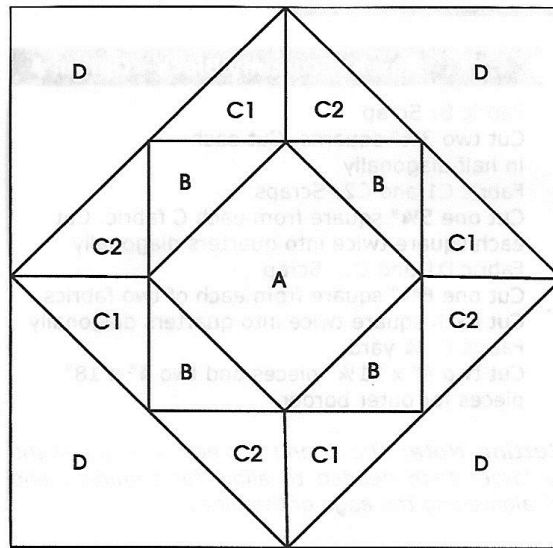
1



- With right sides together, join the D-1 and D-2 triangles together in pairs.
- Sew the joined triangles onto the sides of the economy block, attaching two opposite sides first and then the remaining two sides. Press the seams into the direction of the D triangles.
- Trim and straighten the edges of the block to measure $11 \frac{1}{4}" \times 11 \frac{1}{4}"$.
- Sew the two shorter E pieces to opposite sides of the block. Then attach the remaining two E pieces.
- Trim and straighten the edges of the block to measure $17 \frac{1}{2}" \times 17 \frac{1}{2}"$.

May BOM - Economy Block --(2 options available - only make one block) (Option B)

Block Size: $12 \frac{1}{2}"$ center block / $17 \frac{1}{2}"$ unfinished block



Yardage and Cutting:

Based on 42" wide fabric. For the $12 \frac{1}{2}"$ economy block on point:

- Fabric A: Scrap
 - Cut one $6 \frac{1}{2}"$ square for center
- Fabric B: Scrap
 - Cut two $5 \frac{1}{8}"$ squares. Cut each in half diagonally
- Fabric C1 and C2: Scraps
 - Cut one $7 \frac{1}{4}"$ square from each of two fabrics.
 - Cut each square twice into quarters diagonally

2



- Sew two B triangles to opposite sides of the center square A. Press the seams toward the triangles.
- Sew the remaining two B triangles to the A square. Trim and straighten the edges of this unit to measure $9" \times 9"$.
- Sew the C-1 and C-2 triangles together toward the darker fabric. Sew these units to two opposite sides of the center section. Press the seam allowances toward the C triangles. Repeat for the remaining two sides. Trim and straighten the edges to measure $12 \frac{1}{2}" \times 12 \frac{1}{2}"$
- Sew two D triangles to opposite sides of the block. Repeat for the remaining sides.
- Trim and straighten the edges to measure $17 \frac{1}{2}" \times 17 \frac{1}{2}"$

Note: There will be extra space beyond the corners of the block in order for the block to fit into the layout of the quilt.

April Minutes, cont.

Hospitality: Gail Hammond has people signed up for drinks/snacks through the end of May.

Field Trips:

- A carpool trip to Winterthur is being planned for June 11th. A signup sheet was passed around. There will be a display of the Downtown Abbey costumes and a possible tour of the Winterthur quilt archive collection.
- A new person(s) will be needed to head this committee next year.

Secret Pal: Going well.

Business Meeting Raffle: Won by Edie Martin.

Tea Block Raffle: Won by Judy Quintus-Gorman.

Show & Tell was held with lots of beautiful inspiration.

The meeting was adjourned by Rosemary Geisler at 11:35 AM.

Jo Quaglia - Secretary

Loose Threads Quilt Guild

Meets at 9:30 AM on the
1st & 3rd Wednesday of each month,
with a special basting meeting on the 5th
Wednesday at:

First United Church of Christ
145 Chestnut St
Spring City, PA 19475
610 948-4516

Annual dues are \$15 per year and guests
are always welcome

Loose Threads Quilters
Newsletter available on our website
www.theloosethreadsquilters.org

Loose Threads News is a monthly newsletter
for the members of Loose Threads Quilt Guild,
please forward all materials for publication to
Linda Hamel at
theloosethreadsquilters@gmail.com

What is the Penn Dry Goods Market?

The traditional definition of “dry goods” is textiles, clothing and other related merchandise. At the Penn Dry Goods Market you can shop with fantastic dealers who will be featuring antique and vintage textiles, including needlework, quilts, coverlets, linens, clothing, buttons and textile-making equipment ranging from spinning wheels to pin cushions! Our dealers will also have selections of wonderful American antiques from their inventories – there’s a little something for every taste!

Schwenkfelder Library and Heritage Center
105 Seminary Street
Pennsburg, PA

Friday, May 16, 10-5
Saturday, May 17, 10-4