



Loose Threads News

Volume 21 Issue 8

May 2016

1st Wednesday Agenda

9:30 Doors open -
refreshments & socializing

10:00 Business Meeting

Nominations for new officers

3rd Tuesday Agenda

10:00 **Erin Underwood**
Tuffet Workshop

3rd Wednesday Agenda

9:30 Doors open -
refreshments & socializing

10:00 Guest Speaker
Erin Underwood

President's Message

*Spring won't let me stay in this house any longer!
I must get out and breathe the air deeply again.*

Gustave Mahler

Spring has finally arrived and, with luck, warmer temperatures and sunny skies. This doesn't mean we should all give up our quilting endeavors indoors. It could just be an opportunity to get outside for a bit to be inspired by the wonders of nature all around us. You never know when you might see the perfect flower to transform into a new quilt, or the prettiest bird to inspire your challenge entry. You might want to keep your eyes peeled for some flowers, nuts, seeds, etc. to gather for an adventure in natural fabric dyes. You'll never know unless you get out there!

Betty Ann

(Oh, by the way, the morels are starting to come up.)



What a fun day! The Round Bobbin in Ambler, then lunch at the Fayette Grill and candy shopping at Freeman's Nuts in Conshohocken.

Trip to Paducah, Kentucky

As most of you know, Laurie Kelly and I were among the 18 finalists for this year's New Quilts from Old Favorites contest sponsored by The National Quilt Museum. All of these quilts are currently on display at the museum, so my husband and I decided to make the trip to see them.

The National Quilt Museum, founded by Meredith and Bill Schroeder, opened its doors in April of 1991. (They are celebrating their 25th anniversary!) The largest fiber arts museum in the world displays "*Honoring Today's Quilts*" in large letters over the front entrance which highlights the museum's mission to honor and promote the work of today's quilter. In fact, while their exhibits may on occasion include vintage quilts on loan to enhance a temporary exhibit, their entire collection of approximately 500 quilts dates only from 1980. The AQS show held every April in Paducah, Kentucky is the 2nd largest quilt show in the US. Each year the show awards cash prizes to the winners in a number of categories, for example, the Best of Show award is \$20,000. If the quilter decides to accept the prize money, then that quilt becomes part of the collection of the National Quilt Museum.

As you enter the museum there is a light filled atrium decorated with hanging stained glass panels, many mimicking quilt designs. There are classrooms, conference rooms and a gift shop located off this area. The exhibit area features a

large central room with two smaller galleries on either side used for temporary displays. (The quilts on display in the main gallery change periodically.) There is a small section at the front of the main gallery which contains all the miniature quilts.



Continued
on page 3

A guided tour is available which I highly recommend. Carole led our hour long tour and she was so knowledgeable about all the artists and quilts adding so much to the experience. I was really disappointed that NO photography was allowed within the galleries...unless the quiltmaker gives permission. So, I was able to pose with our quilt!

The NQM is the most popular tourist attraction in the area and was the spark for the rejuvenation of downtown Paducah. This river port town, founded in 1827, lies along the juncture of the Ohio River and Tennessee River. The downtown area has charming 19th century buildings containing a number of restaurants, galleries and shops.

Can't visit Paducah without a stop at Hancock's of Paducah...think the superstore of fabric. Bolts and bolts of fabric are arranged alphabetically by manufacturer with dozens of hanging quilts displayed overhead. Prices were great at \$9.99 /yard with many, many markdowns to \$4.99, probably in anticipation of upcoming Quilt Week. There were also loads of patterns, batting, thread, upholstery and decorator fabrics, all adding to the riot of color.

Everywhere I went in the area, at the museum, Hancock's, restaurants and local sites, the people were all so very friendly and helpful. If you're a quilter, put Paducah on your bucket list!

Linda Hamel



Hancock's, if you can't find it here...it's just not out there!



Minutes - April Meeting

Betty Ann Dawson called the meeting to order at 10:00 A.M.

Committees:

Business Meeting Raffle: There were four winners this month.

Basting: The next basting date will be June 29.

Block of the Month: The directions for the Applique Strip – Block #8 will be in the Newsletter.

Fabric Exchange: Fabric for April is to be rain related. May fabric design is to be flowers.

Field Trip: April 13 is the trip to Marathon Threads in Conshohocken and a visit to the Round Robin Quilt Shop in Ambler.

Historian: Linda Hamel put together a Loose Threads photo album covering guild events and quilts from the year 2012 to 2016.

Hospitality: The Hospitality list is complete through July.

Speaker: Bethanne Nemesh will be the guest speaker on April 20 with a workshop on edging techniques in the afternoon.

On Tuesday, May 17 Erin Underwood will lead a 6 hour workshop to begin at 9:00, and will give a lecture on Wednesday, May 18, the regular meeting day.

At the Tuesday workshop she will show us how to make a Tuffet pillow for a wooden stool. Participants may also make the stool for the pillow. Cost of the full kit will be \$100.00. This kit will include supplies for the stool and the pillow. Members can buy their own supplies at Home Depot or Lowes and the foam at JOANNs. The speaker will provide cut foam for the project for \$25.00. If a member buys her own supplies the pattern for the tuffet cover will be \$11.00. There will be more information at the next meeting.

Membership: There are 2 people on the waiting list.

Treasurer's Report: Mary Lou Boryta reviewed the expenses and the profit earned from the TEA. She finished with an account of all of the Guild's expenses and income.

Other Items:

- There was a lengthy discussion of the By-Laws at the end of the meeting. Some sentences were eliminated and other changes were made and voted on by members. The complete Guild By-Laws will be sent out with the Newsletter.
- The Evening Bee is scheduled to resume on Wed, April 13 at the Church.
- A set of TEA blocks was won by Mary Larkin and Sally Ater
- Show and Tell included interesting and attractive projects. Nice to see the work done on the charity quilts.

Betty Ann adjourned the meeting at 12:20 PM.

Sally Ater - Secretary

Main Line Quilters

May 20 9:45am

Jennifer Lackovic: "The Wonderful World of Buttons"

Jennifer, a member of Pennsylvania Dutch Button Club, will introduce us to the history, the types of buttons and what to collect.

Tredyffrin Public Library
582 Upper Gulph Road
Strafford, PA

May Tuffet Workshop with Erin Underwood

Supplies Needed: \$11 Class fee which includes pattern & covered button

Mat, long ruler & rotary cutter
Basic Sewing supplies, machine & ¼" foot
Thread to match
Strong twine & pencil
Staple gun & staples, if you have one

Fabric: Tuffet: 24 strips cut 3"x 21 ½",
½ yard or fat quarter of black to cover bottom,
2 squares 40 x 40" batting, one 4" square to cover button

A kit of additional items you will need for the stool is available from the teacher for \$100. (Or you can purchase separately yourself)

- 18" round circle of plywood
- 4 pre-made legs and hardware to attach them (i.e. Waddell Straight Top Plates from Lowes)
- Foam – 6" high 18" round circle (if 8" high is preferred, get 36" of 4" tall foam; for 6" high tuffet use 36" of 3" tall foam and circles can be cut in class.)

April Guest Speaker Bethanne Nemesh



April's speaker, Bethanne Nemesh thrilled us with her award winning quilts but reminded us that every quilter has traveled a journey. She shared with us many of her earlier quilting projects that showed her evolution to her current Best of Show status. The afternoon workshop exposed our group to Bethanne's meticulous edging techniques that add that signature detail and finesse to her work.



Service Projects: Comfort Quilts

Merriam Webster indicates that the word “comfort” in the transitive verb form means to give strength and hope to; or ease the grief or trouble of (cheer, console). We all need comfort as some point in our lives, and equipping a culture that spontaneously encourages acts of comfort is a genuine need in the world today.

During the month of April Loose Threads was able to donate, to three separate organizations, some of the Comfort Quilts that we made at the March basting meeting. Fantastic. The first organization was **Designing 4 Hope** and the quilt will go to a little boy who was diagnosed with Pre-B Cell Acute Lymphoblastic Leukemia. He is having a dinosaur/ car bedroom makeover once enough funds are raised to renovate the room.

The second organization was **The Salvation Army** in Pottstown that has a shelter for families in crisis. They took the bulk of our Comfort quilts for families who come into the shelter. There is always a need for the people to receive comfort at the shelter.

The last organization was **Project Purpose** in Pottstown that serves students and families in the Pottsgrove area School District. The Comfort Quilt went to a mother who just lost a baby.

Overwhelmingly, the quilts where gratefully received. Each receiving organization has a unique need for the quilts and we have a great opportunity to expand giving to them in the future.

Stephanie Adrian



Carolyn Ferrandino sent along her cake recipe that everyone so enjoyed at the March guild meeting.

Lemon Buttermilk Pound Cake

Ingredients

For Cake:

3 cups all purpose flour
½ tsp baking soda
½ tsp salt
2 sticks (1 cup) unsalted butter, softened
2 ¼ cups granulated sugar
3 large eggs
1 cup buttermilk (low fat is fine)
2 Tbsp grated lemon zest, packed (need 4-5 large lemons)
2 Tbsp fresh lemon juice

For the Syrup:

1/3 cup water
1/3 cup granulated sugar
2 Tbsp fresh lemon juice

For the Glaze:

1 cup confectioners' sugar
2 Tbsp fresh lemon juice
½ tsp grated lemon zest, packed
1 tsp unsalted butter, melted

Preheat oven to 325. Spray 10 inch Bundt pan with cooking spray and dust with flour.

In a medium bowl, whisk together flour baking soda and salt. Set aside.

In another bowl, combine buttermilk, lemon zest and lemon juice.

With electric mixer, cream together butter and sugar until light and fluffy. (~3-4 minutes) Scrap down the sides, add eggs, one at a time, beating well after each addition

With mixer a low speed, beat in about a quarter of the flour mixture, then one third of the buttermilk mixture. Repeat until all of the flour and buttermilk are added. Then mix well until all ingredients are well incorporated.

Spoon the thick batter in to prepared Bundt pan with rubber spatula. Bake 1 hour and 5 minutes or until cake tester comes out clean.

Cool cake in the pan on a rack for 10 minutes.

Meanwhile prepare the syrup. Combine the water and sugar in a saucepan and bring to a boil. Remove from heat and add lemon juice.

Remove the warm cake onto the rack. Slip a large piece of parchment paper or aluminum foil under the rack to catch excess syrup and glaze. Gradually brush the syrup over the cake, letting it soak in. Allow the cake to cool completely, about 1 hour.

When cake is cool, make the glaze. Combine conf. sugar, lemon and butter in a medium bowl, mixing with a fork until smooth. Spoon the glaze over the top of the cake, letting it drizzle down the sides.



Sincere thanks to the ladies of Loose Threads for the many expressions of kindness shown to me at the time of my husband's illness and passing. It was most appreciated, and the beautiful blue quilt (my favorite color) is a very thoughtful remembrance from such a great group of friends.

Thank you all.

Bonnie Strickland



May Birthdays

8 Judy Shafer

23 Betty Ann Dawson

The theme for May's fabric exchange is FLOWERS.

Bring 12 rectangles measuring $3\frac{1}{2}'' \times 6\frac{1}{2}''$



Upcoming Events

Quiltfest 2016

April 30 - May 1 Presented by Colonial Quilters Guild of Bethlehem at Charles Chrin Community Ctr, 4100 Green Pond Road, Palmer Township.
www.colonialquilters.org

Penn Dry Goods Market

May 13 & 14
Schwenkfelder Library & Heritage Center
Pennsburg, PA
<http://schwenkfelder.com/Penn-Market/index.htm>

Celebration of Quilts

May 20-21, 2016 - Presented by York Quilters' Guild at York College of PA, Grumbacher Sport & Fitness Center, 899 South Richland Ave., York, PA
www.celebrationofquilts.com

Hospitality

May 4

Snack: Eileen Frankil
Snack: Diane Hess
Fruit/ Veg Diane Hess
Cold Drink: Pat Philion

May 18

Mary Larkin
Sue Kehl
Barb Painter
Christine Fallon

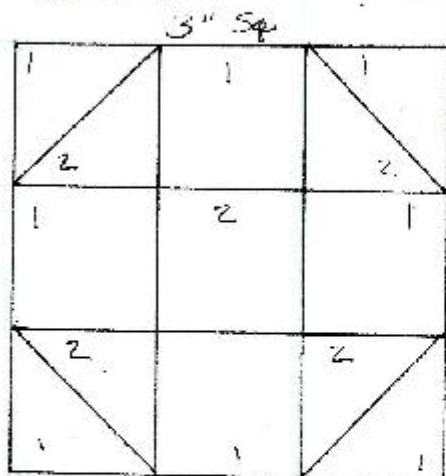


Block of the Month

Block #9 Sheep

Cut 1 piece background fabric
 $33\frac{1}{2}" \times 7"$ ($32" \times 6"$ finish)

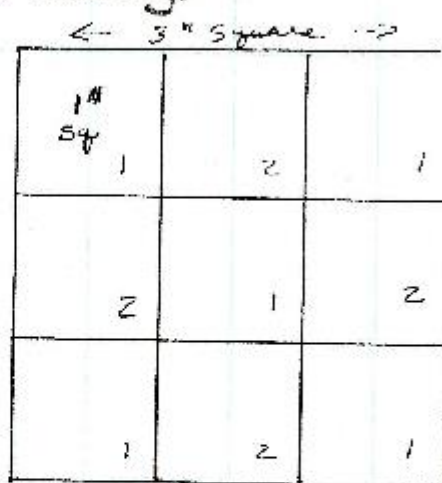
Using different fabrics for each make
 2 each of the following:



Cut: 3" finish
 Fabric 1: - 2 - $1\frac{7}{8}"$ Squares
 4 - $1\frac{1}{2}"$ "

Fabric 2: 2 - $1\frac{7}{8}"$ Sq.
 1 - $1\frac{1}{2}"$ Sq.

Using $1\frac{7}{8}"$ Squares make
 4 half Sq. triangle squares
 and piece as shown.
 Trim to $3\frac{1}{2}"$ Sq.



3" finish

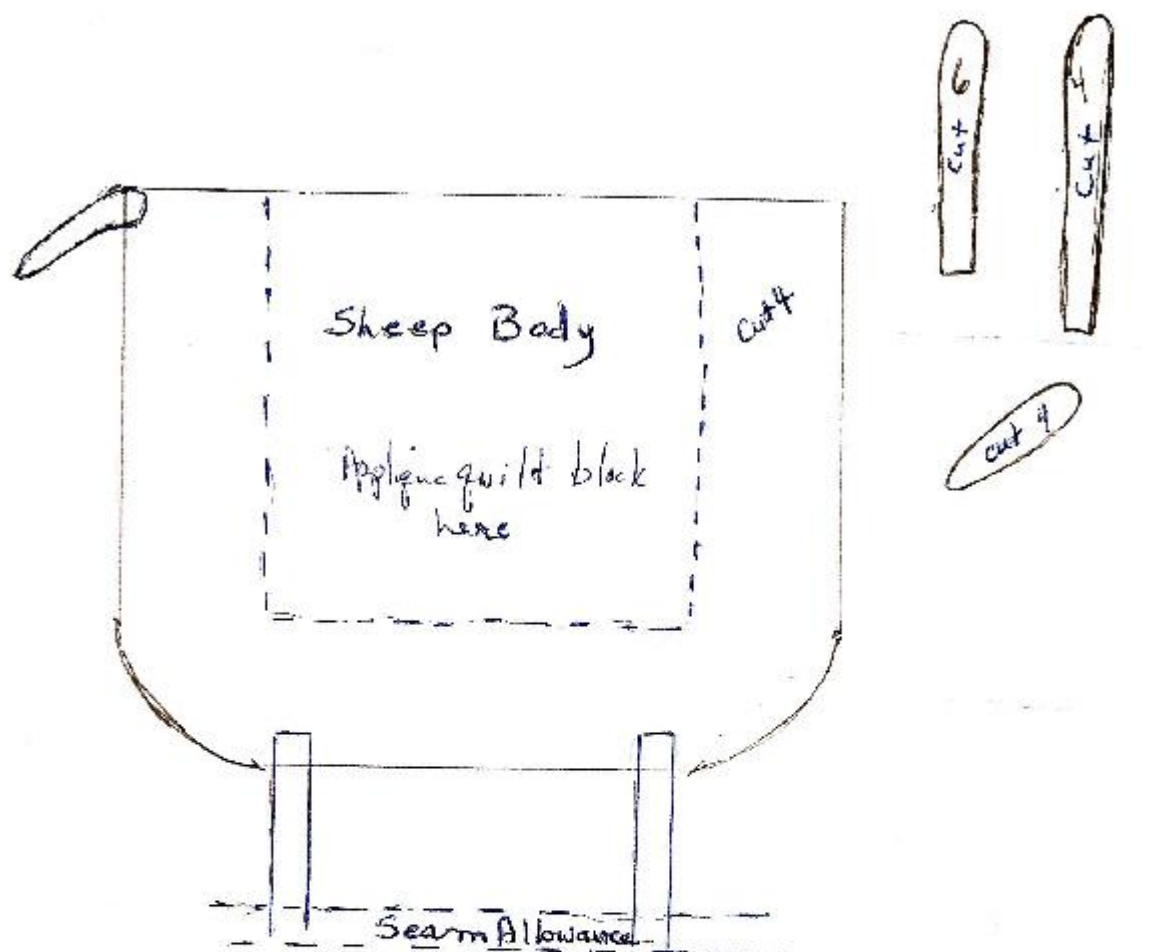
Cut:
 Fabric 1) 5 - $1\frac{1}{2}"$ Squares
 Fabric 2) 4 $1\frac{1}{2}"$ Squares

Piece as shown


Trim to $3\frac{1}{2}"$ Square

* Press $\frac{1}{4}"$ seam allowance
 to wrong side of square and
 applique to Sheep.





Cut Background $7" \times 33\frac{1}{2}"$
 After applique-Trim to $6\frac{1}{2}" \times 32\frac{1}{2}"$
 (Finish $6" \times 32"$)



Getting to Know You

Millie Skean

One of our Loose Thread members recently celebrated a special birthday – that’s right, Millie Skean turned 92 on April 4th and she continues to keep her sewing machine humming! Born in East Nantmeal Township, Chester County, Millie attended a one-room school and also went to the church next door. To get to high school, she walked one mile to and from a bus to go to Warwick High School, now part of the Owen J. Roberts district. Millie’s family has deep roots in our area. She is a member of the DAR (Daughters of the American Revolution) where she has remained active for a number of years, especially with their scholarship program, reviewing the essays of numerous applicants annually.

After high school, Millie attended Business School in Pottstown, then went to work in a bank in the Pottstown area. At age 22, Millie married her husband, Sam, and they had one son, Sam, who lives in Gilbertsville. Grandson Ben came into the picture about 22 years ago and, after three years of college he has signed up for the Army, and has recently left in March for a four-year stint. Ben is already greatly missed.

Millie’s mother, a seamstress for several wealthy ladies in Philadelphia, taught her to sew and she eventually started quilting. She heard about Loose Threads from Laurie Kelly and has been a member now for about 15 years. She enjoys working on children’s quilts and... (I’m not supposed to tell you this...) Millie started counting her quilts many years ago and her total at the end of 2009 was 179 quilts that she has made and handed off to charities! We know that she has made many more in the past seven years.

In addition to sewing, Millie enjoys church activities and reading and she fondly remembers some wonderful trips: to Alaska, Hawaii, Branson, MO (to see the Lawrence Welk show) and to Holland, Michigan for their annual Tulip



Festival. Some of Millie’s favorite treats closer to home are trips to beautiful Longwood Gardens. She is grateful for her health and for the many friends she has made at Loose Threads. And we hope that she has pleasant dreams at night of all of those children who have enjoyed cuddling up in her lovely handmade quilts!

Joanne Cantwell



Officers & Contacts

PRESIDENT

Betty Ann Dawson wildberryfarm@dejazzd.com

VICE PRESIDENT /MEMBERSHIP

Susan Glaser sewglaser@verizon.net

TREASURER

Marylou Boryta mboryta2@verizon.net

SECRETARY

Sally Ater aters@verizon.net

PROGRAMS

Judy Snook judyann112@verizon.net

SPEAKERS

Laurie Kelly family5kelly@comcast.net

WEBSITE

Lenore Clarke LenoreClarke@gmail.com

NEWSLETTER

Linda Hamel dhamel1283@aol.com

Loose Threads Quilt Guild

Meets at 9:30 AM on the
1st & 3rd Wednesday of each month,
with a special basting meeting on the 5th
Wednesday at:
First United Church of Christ
145 Chestnut St
Spring City, PA 19475
610 948-4516

Annual dues are \$20 per year and guests
are always welcome

Loose Threads News is a monthly
newsletter for the members of Loose
Threads Quilt Guild
available on our website
www.theloosethreadsquilters.org



Loose Threads members at the *Art Quilt Elements 2016* exhibit at the Wayne Art Center on April 27th.

"The 66 artists (chosen from 500 entrants) whose work comprises the 2016 collection employ a huge range of techniques to create their vision. Various methods are used to prepare the fabric which is then layered and stitched. Most of the artists create their own surface design effects on fabric through painting, printing, dyeing and mark making, while others collage their pieces from commercially produced fabrics."