



Loose Threads News

Volume 20 Issue 2

November 2014

1st Wednesday Agenda

9:30 Doors open -
refreshments & socializing

10:00 Business Meeting
Show and Tell

3rd Wednesday Agenda

9:30 Doors open - refreshments
& socializing

10:00 Program begins -Speaker

Terry Kramzar

President's Message

Hello Loose Threads,

As we head into November we are just weeks away from displaying our challenge quilts - plenty of time to join in the fun! If you don't already have an idea it's easier than you think. You probably don't even need to buy fabric (unless that's part of the fun for you). Do you have some green, red and white in your stash? Then you have lettuce, tomatoes and onions or tomatoes, mozzarella cheese and basil. Not only that, your salad challenge can become a Christmas decoration - you're ahead of the game!

Do you have browns and beiges? How about potato salad? Or chicken salad? Lots of purple scraps? Add purple leaf lettuce, onions or purple potatoes to jazz up the mix. Look through your magazines and books for an easy pattern or just try a simple 9-patch. It's the "salad" ingredients you put together that will make this fun. Keep it small and simple and you're sure to get it done. Check the guidelines again before starting.

It would be great to see lots of salad quilts hanging on display in December, and will be really fun to guess who made each one.

Debby



Do you ever get confused about joining the binding edges on your quilt? Here's a very clear video Lenore found to share.

<http://youtu.be/cuS76wVW210>

Fabric Exchange

The fabric exchange for 2014-2015 will be a **FLOWER** theme. All blocks should be cut 6 ½ inches square. Fabric can have the color of the month in the flowers or in the background. Please make sure all blocks have flowers on them.

October - Orange/fall flowers
 November - Brown/mini flowers
 December - Red/holiday inspired
 January - Blue/ mini flowers
 February - Red/ roses
 March - Green
 April - Yellow
 May - Tropical flowers
 June - Multi color/mini flowers
 July - red, white or blue
 August - Aqua or teal flowers



Please cut 11 (eleven) 6 ½ " squares (This amount has been increased since the business meeting.) Put each month's squares in one zip lock bag marked with your name and the month. I need each month to have it's own baggie.

You may turn in more than one month at a time or the entire year. If you plan on being away, please turn in your squares before you leave. Keep in mind that we cannot distribute the month until everyone has turned them in. Don't keep folks waiting!

REMEMBER:
 SQUARES ARE 6 ½" - NOT 6 "

Want to try that new quilt pattern but don't have the right specialty ruler described in the directions, well, maybe a 'Ruler Lending Library' could help you out. We'd like to assemble a master list of various specialty rulers owned by guild members who would be willing to loan them out. You would keep your own rulers and a member would contact you to arrange a loan. If you would be willing to participate, please make a list of your specialty rulers and send it to Linda Hamel @ dhamel1283@aol.com or bring a list to a future guild meeting.

November Program

Terry Kramzar is an art quilter living in Kennett Square, Pennsylvania. She exhibits widely in juried and invitational shows. Terry's quilts can be seen in numerous publications including 500 Art Quilts by Lark Books and she was recently featured in The QuiltLife Magazine. She has garnered many awards and recognitions and her work is in private and corporate collections in the U.S. and Europe.

Talking about her quilts, Terry says, "I work in fiber because I enjoy the process of joining fabric, using a variety of techniques. I often mix traditional quilt designs or contemporary abstraction with images of flowers or birds. I love that people feel a connection between quilts past and a modern work of art. My art contemplates my deep connection with nature and illustrates my journey pieced in fabric."

Terry Kramzar is an intrepid explorer committed to living an adventure filled life. She has traveled to Africa, China, Zanzibar, India and all over Europe and has a goal of visiting every one of our National Parks. Passionate about quilt making, Terry's work is diverse, ranging from pictorial to abstract, pieced to appliqued, innovative to traditional. Recently an Artist in Residence at Everglades and Grand Canyon National Parks, Terry will share her adventures and how they have inspired her creative process.

www.terrykramzar.com



Representational

Net Notes

Know How to Fold 'Em.

We all know folding quilts in halves makes creases and over time can damage the fibers. Quilter Ann Fahl advocates an interesting method of folding quilts on the bias to avoid a permanent crimp. It takes a little practice but proper storage and care of your quilts is important not only to preserve them for future generations but also to ensure that you are able to use and enjoy them.

<http://annfahl.blogspot.com/2012/02/how-to-fold-and-store-quilts.html>

Linda Glass

Upcoming Events

8th Annual Exhibition of Quilts 2014 –
Nov 21-23, 2014

Presented by the Lebanon Quilters
Guild at the Lebanon Expo Center, 80
Rocherty Road, Lebanon, PA
Admission \$6

www.lebanonquiltersguild.com

Blue Lake Retreat



Fun at retreat!

*September 29 -
October 2, 2014*



What is a RETREAT all about?

Since there are a number of Loose Threads members who have not yet experienced a “Retreat”... let’s take a look at the recent Blue Lake Retreat from September 29-October 2.

- Originally built to accommodate several Amish families, the Blue Lake house is large: 14 bedrooms, 6 bathrooms, 3 kitchens, dining table with 24 chairs, comfortable sitting/reading area with rockers, living room furnished with huge leather sofas (used for Services when the Amish/Mennonite guests stay over weekends), scenic open space to feast your eyes upon while sitting on the porch and lots of convenient parking. Most importantly, the attached garage area used for quilting retreats is fitted out with 8’ tables, adjustable chairs, excellent lighting, A/C, ironing boards and a number of electrical outlets. Approximately 18 work stations can be accommodated in this space.
- The Retreat house is located about 3 miles from Burkholders fabric store between Lancaster and Reading, an easy one- hour drive via Turnpike or on local roads from Spring City.
- Guests bring their own linens, pillows and quilts, sewing machines and projects, breakfast foods and snacks. Other meals are pre-scheduled for teams of 2 or more to prepare for all.



Special Features:

- Quilters are often coaxed into the kitchen in the mornings by the fragrance of warm cinnamon buns made by a guild member who regularly starts her day at 5:00am!
- Need some help? There are always more experienced quilters from whom to extract immediate opinions, ideas, shortcuts, and more.
- Running out of something? Burkholders and Sauders are just minutes away.
- Caution: Loose Threads quilters are also excellent bakers so the number of available cookies and cakes can be a real challenge but there are usually an equal amount of colorful fruits from which to choose.

Note: We toured a new retreat facility in the same vicinity which will be available to us in 2015: The Cocalico Quilters Inn is a newly refurbished old stone house, part of which was built in the 1700’s. More details on this Inn will be forthcoming.

Joanne Cantwell



Wendy Cole, Marylou Boryta, Carolyn Thompson, Lenore Clarke, Rosemary Geisler, Donna Mathias, Cathy Nelson, Ann Flynn, Joanne Cantwell, Lisa Baldwin

Minutes – October Meeting

Debby O'Keefe called the meeting to order at 10:00 A.M.

Treasurer's Report: Judy Peters gave the treasurer's report. Expenses this month were for Accu-cutter plates, website fee, library, speaker fee and FQs for the Tea. Income was from the Business Raffle, interest, membership dues and guest fees.

New Business:

- The first Evening Bee/Needle Night (Sept. 10th) was a great success. October's Evening Bee will be held on the 8th at the church from 6:30- 8:30.
- The Kids' Halloween Parade will be held at the Oct 29th Basting meeting. Please bring snacks for the kids.
- The guild has purchased plates to cut 2 ½" and 4 ½" strips. Several members have the Accu-cutters and will have them available at our meetings for all to use. Contact Debby O'Keefe, dokeefe19@hotmail.com, to schedule.
- Small group discussion at our last meeting suggested a steering committee be formed to look into the idea of a Raffle Quilt and also more help needed for new members.
 - A Steering Committee – Mary Lou Boryta, Kathie Travis and Pat Leiter – will develop a questionnaire for the guild members.
 - Betty Ann Dawson developed a folder for new members which includes a welcome letter, descriptions of the regular committees and the Tea committees, a copy of the By-Laws.
 - Does anyone know where the bag of guild pins is????
 - If you need a nametag, contact Jean Sullivan, Jean.Sullivan@verizon.net

Sunshine: A Get well card was sent to Melinda Novatnak for her surgery.

Basting: If you have quilts that need basting please contact Takako Pike, catseyequiltstudio@dplus.net, or Jean Nalbandian, nalbandian19@verizon.net to schedule for the October 29th. So far, there are several VA quilts and one queen size quilt scheduled.

Speakers/Programs:

Reminder: There is a \$5 fee for Associate Members attending lectures by outside speakers. Please pay Debby O'Keefe or Judy Peters the day the program is held. Workshop fees for Assoc & guests are variable and depend on the guild's cost for each speaker. Confirm what your costs will be when you sign up with Laurie Kelly.

- This month's program will be making portable design boards. Materials will be outlined in an email blast.
- Terry Kramzar will be doing a lecture at our second meeting in November.

Fabric Exchange: The 2014 exchange is now officially over and the new 2015 exchange will begin shortly. More details will follow in the newsletter.

Challenge: This year's challenge, salad quilt, will be revealed at the Holiday Brunch. Contact Linda Glass, glasslinda@hotmail.com, for details.

Service Projects/Charity: Carole Cossa is looking for orphan blocks and fleece or flannel for backing to be used on an upcoming project to make small quilts for people in wheelchairs. Finished size is 27" X 36". Carole and Lil will be collecting items this month for kits and will schedule a future time to work them.

Hospitality: All is well.

Field Trips: No details yet.

Retreats: No details yet.

Astrology of the Quilt Guild

Excerpts from *A Gathering of Quilters* by Luana Rubin, McCall's Quilting Magazine

Scorpio October 23th to November 22nd

Let's face it, Scorpio, you are not really a "group person." You may go to a guild meeting because you are curious about what others are doing, or because your best quality friend drags you there, but your usual inclination is to work obsessively in your studio or sewing room...alone. In time you will find a small circle of friends in the guild who will have the same passion about their work as you do. The time you invest going to meetings will be well worth it – not only for the wealth of technical information you discover, but also for the lifelong friendships that begin in this group.

Hospitality

Nov 5

Nov 19

Snack	Takako Pike	Clem Dupont
Snack	Edy Martin	Pat Leiter
Fruit/Veg	Sally Ater	Silvia Homa
Cold Drink	Kathie Travis	Toni Hughes



NOVEMBER BIRTHDAYS

- 18 Jeanne Nalbandian
- 21 Terri Salindong
- 27 Wendy Cole
- 28 Bonnie Strickland



Free Holiday ornaments available on AQS website


Don't miss these cute ornament patterns designed by Carol Doak and brought to you by *The Quilt Life* magazine. They are called Santa is a Star and Snowflake Star. These easy foundation-pieced ornaments will look lovely on trees, gift packages, and will be great for guild exchanges, too. Get started now. They are sure to be in demand for the holidays.

<http://www.quiltviews.com/free-ornament-patterns>



Road Trip / Quilt Shop Review

In late September, a number of Loose Threaders headed to the Gulf coast to visit with our relocated associate member Linda Wright. Our absolutely wonderful time included chatting, eating, shopping, sight-seeing and lots of laughing. And, of course, we managed to check out some local quilt shops....



Quilt Lovers' Hangout

13494 N. Cleveland Ave.

North Fort Myers, FL 33903

239-995-0045

<http://www.quiltlovershangout.com>

Set back off Route 41, in a near empty strip mall, just a short way from the bridge spanning the Caloosahatchee River to North Fort Myers is the Quilt Lovers' Hangout. This large shop flooded with bright natural light and numerous hanging quilt samples, many in bold geometric designs, is well worth the effort to find it. They have a phenomenal selection of all types of fabric! There is also an area for wool and Marcus Fabrics' felted flannels. These lush flannels that come in plain, plaid, striped and checkered patterns can blend seamlessly in a wool project and are available at a considerably reduced cost compared to wool.



Road Trip / Quilt Shop Review, continued

Linda Miller, Linda Hamel, Linda Wright, Clem Dupont, Pat Philion and Sandy Michalec
And yes, it was a challenge sorting out all those Lindas...especially during Happy Hour!



Three Crafty Ladies

Heart of the Island Shoppe

1628 Periwinkle Way

Sanibel, FL 33957

239-472-2893

<http://www.threecraftyladies.com>



Three Crafty Ladies is Sanibel Islands's premier Tropical Quilting and Craft Supply destination. This small shop specializes in batiks, Kaffe Fassett, novelty and 'beachy' fabrics. (I've never seen so many 'flip-flop' fabrics in my life!) They always carry a huge assortment of fat quarters, but are also more than happy to cut one off a bolt if you'd like. They also have a selection of sewing notions, cross stitch patterns, scrapbooking papers, paints & canvases, arts and crafts supplies. Two of the three 'crafty' ladies were on hand when we stopped in and their cheerful, friendly demeanor added to the fun atmosphere of this great shop.

Minutes - Oct Meeting, continued

Holiday Brunch: No details yet.

Library: Bob DeCarli's new book, Remarkable Rectangles, is now available for checkout.

Newsletter: Linda Hamel, dhamel1283@aol.com, is looking for more "My Sewing Space" authors. Please contact Linda if you are interested.

SecretPal: Margie Allen, handheld786@yahoo.com, is requesting that you let her know if you cannot attend a meeting and she will supply a gift for your secret pal for that month. This way everyone gets a gift and is not disappointed. Signups for next year will be available at the Holiday Brunch.

BOM: Silvia Homa (Silvern6@gmail.com), Stephanie Adrian, (photogal13@verizon.net) and Kathie Travis (KBTravis92@gmail.com) will be delighting us each month with ideas for a "Calendar Quilt" theme. Each month's block is to highlight 3 designated colors. Finished Block size will be 12" X 12". A block suggestion will be provided but you can also use your own block design. If you've always wanted to try out a new block design, now is the time to do it.

Round Robin: There are 3 different 'Round Robin' projects. Two use a linear (horizontal strip) quilt format and will be used for member comfort when completed. The third is a true Round Robin which is done with a medallion center surrounded by consecutive borders (you furnish the center square area, provide the fabric to be used and decide on the 'rules' for your individual quilt). When completed, this piece will belong to each participant. Contact Debby O'Keefe, dokeefe19@hotmail.com, and Clem Dupont, Cpdupont@verizon.net, for more information about these activities.

Historian: Kathy Neiman, Kathy@mawsons.us, is looking for past newsletters containing info on the Tea blocks.

Business Meeting Raffle: No business raffle was held this month but there will be two next month.


Nametag Raffle: This raffle is now officially gone.

Show & Tell was held with lots of beautiful inspiration.

The meeting was adjourned by Debby O'Keefe at 11:50 AM.

Jo Cuaglia - Secretary

Evening Bee




At the October gathering we actually had a nice turnout of 13! Lots of chatting and everyone was working on some type of project: cutting, embroidery, binding, wool work. Betty Ann brought the Accu-cutter machine and we had a mini demo of strip cutting – very cool!

Remember, the evening Bee is held on the 2nd Wednesday of the month from 6:30 - 8:30 at our regular meeting place, the First United Church of Christ in Spring City. Join us.

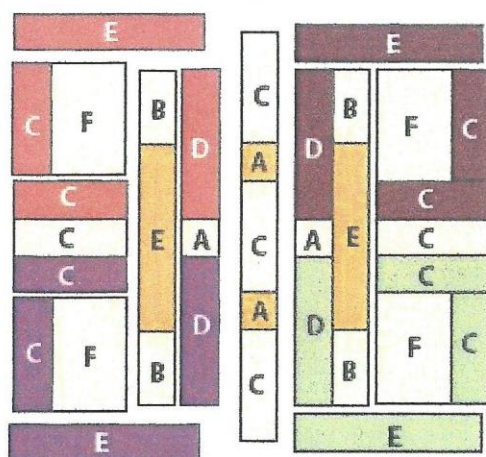
Nancy Miller

Block of the Month

The theme for this month is Thanksgiving or (alternate) autumn. This month the featured colors are **burgundy**, **burnt orange** and **gold**. Use any pattern you'd like or try this great Celtic interwoven design that Silvia Homa found.



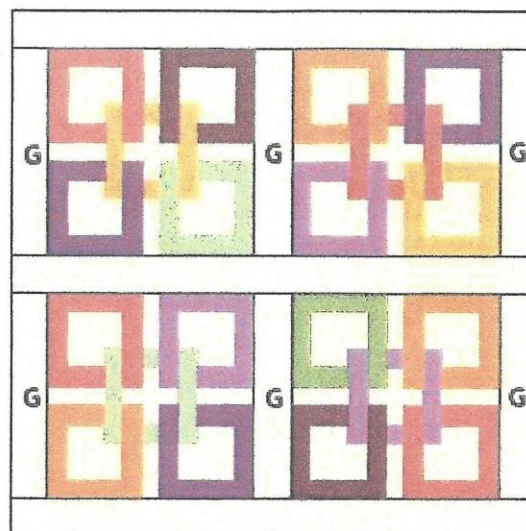

11" (finished) Block




Block Piecing

Rotary Cutting Patches (See figures.)

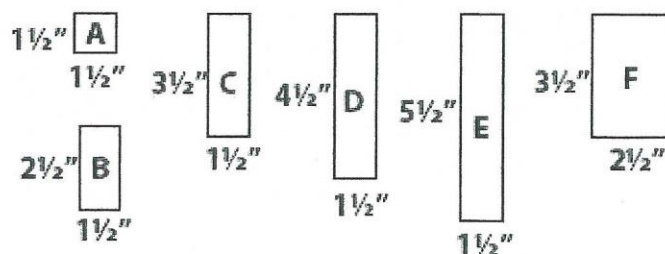
- A. Cut strip and square 1½"
- B. Cut strip 1½"; cut rectangle 2½"
- C. Cut strip 1½"; cut rectangle 3½"
- D. Cut strip 1½"; cut rectangle 4½"
- E. Cut strip 1½"; cut rectangle 5½"
- F. Cut strip 2½"; cut rectangle 3½"
- G. Cut strip 2½"; cut rectangle 11½"



4 blocks with sashes



4 blocks with sashes





YOU ARE INVITED

Loose Threads Holiday Brunch

Wednesday, December 5, 2014
10:00 A.M.

Gift Exchange – If you'd like to participate, bring a wrapped \$15 gift with your name written on a card inside.

Bring your challenge quilt to display in a plain bag with a card describing the ingredients in your salad.

Bring your Holiday mug.

Secret Pal revealed.

And remember...skip breakfast at home!



Officers & Contacts

PRESIDENT

Debby O'Keefe dokeefe19@hotmail.com

VICE PRESIDENT /MEMBERSHIP

Betty Ann Dawson wildberryfarm@dejazzd.com

TREASURER

Judy Peters jtp930@verizon.net

SECRETARY

Jo Quaglia joann1455@verizon.net

PROGRAMS

Judy Snook judyann112@verizon.net

SPEAKERS

Laurie Kelly family5kelly@comcast.net

WEBSITE

Lenore Clarke LenoreClarke@gmail.com

NEWSLETTER

Linda Hamel dhamel1283@aol.com

Loose Threads Quilt Guild

Meets at 9:30 AM on the
1st & 3rd Wednesday of each month,
with a special basting meeting on the 5th
Wednesday at:

First United Church of Christ
145 Chestnut St
Spring City, PA 19475
610 948-4516

Annual dues are \$15 per year and guests
are always welcome

Loose Threads News is a monthly
newsletter for the members of Loose
Threads Quilt Guild
and is available on our website
www.theloosethreadsquilters.org



2014 Shop Hop Adventure Fall Fabric Frenzy November 7 - 10, 2014

Passports and Info available at:

Byrne Sewing, Cloth & Bobbin, Granny' s Sewing
Den, Sew Smart Fabrics, Steve' s Sewing Center,
The Quilt Block, The Round Bobbin