



# Loose Threads News

Volume 21 Issue 2

November 2015

## 1<sup>st</sup> Wednesday Agenda

9:30 Doors open -  
refreshments & socializing

10:00 Business Meeting  
Show and Tell

## 3<sup>rd</sup> Wednesday Agenda

9:30 Doors open -  
refreshments & socializing

10:00 Guest Speaker –  
**Lonni Rossi**



## President's Message

If you missed the workshop at the last meeting, you missed an especially good one. Kelly Meanix, our guest speaker and instructor, had us all being brave and a little reckless. Her direction to just cut our fabric, no rulers or exact measurements, sent many of us into spasms. The whole workshop was designed to have the participants thinking and acting outside of their comfort zone. That got me to thinking that it's not a bad thing to think outside the box. Experimentation is a good thing! You might find a talent that you didn't know you had or a new passion to occupy your time. Give it some thought the next time your committee meets or the next time you're asked to do something. You never know, it could be the best time ever.

*Betty Ann*



Kelly Meanix encouraging workshop members to just 'go for it'!

# Minutes – October Meeting

Betty Ann Dawson called the meeting to order at 10:10 A.M.

## Announcements:

- Please keep these members in your thoughts: Linda Glass's husband is in hospice care. Carolyn Ferrandino's husband was in surgery on the 7<sup>th</sup>. Clem Dupont's husband is receiving medical treatment.
- Lenore Clarke will find out if the guild will do another display at the Henretta Hankin Library.
- Should the Guild enter a quilt in the Kutztown Fair? The Fair will be held in July and they have a category for entries from quilt groups.
- The Kimberton Fair will also be held in July. They accept needle work such as applique and embroidery.
- Liz Bidell suffered loss from fire damage in her home. Through discussion it was concluded that since she is a quilt maker and has recovered some of her quilts she did not need a gift quilt. It was felt that donating money was the best way to help her. Selling \$5.00 raffle tickets for a Baby Lock will help raise money for her. Rosemary Geisler has the tickets.
- Books - novels, fiction, mysteries, etc., that belong to the Guild, are available in the Maple Room and available to check out. Most of these books include the topic of quilting in the story.
- Basting meeting in September saw two quilts successfully basted. Kitty's large needles were a hit and the members were all in favor of Kitty purchasing an additional supply.
- Web site – Lenore has info stored in backup.

**Budget:** The executive committee looked at sums allocated for each category and made a few minor changes.

**Sunshine Committee:** Judy Shafer needs another committee member. Anyone interested in volunteering?

**Historian:** Betty Ann asked if anyone was interested in being the Historian. Linda Hamel volunteered, saying it would tie in with the work she did for the Newsletter.

**Block of the Month:** Linda Garthe displayed the house pattern with adjacent blocks. There will be a total of 9 blocks.

**Challenge:** Linda Hamel reminded everyone that the "Say it with Flowers" challenge needs to be finished for the Holiday Brunch, Dec 2<sup>nd</sup>. The piece must be completely finished. Prizes will be awarded.

**Charity Projects:** Judy Peters said that there are 5 adult quilts and 10 children's quilts completed. They are going to St. Mary's Franciscan Shelter for families. Judy had also put kits together for members to take to make additional quilts. She is also collecting children's books to donate with the quilts.

**Fabric Exchange:** Jo Quaglia said fabric for this month can be any frosted color. Next month will be leaf print, pine cone, pine needle print fabric.

**Field Trip:** Oct 28 is the field trip to Quilt Shops in Intercourse, PA. Meet at the Walmart, Rt 23, in Morgantown to carpool. Dec 9<sup>th</sup> is the field trip to Doylestown to the Michener Museum with a stop at Byers Carolers Factory.

**Speakers:** Kelly Meanix will be the guest speaker on Oct 21<sup>st</sup>. She will give a lecture in the morning and a workshop on piecing trees in the afternoon. Check the Oct newsletter for supplies needed for the workshop. Lonnie Rossi will present a lecture on Nov 18.

## October Minutes, continued

**Holiday Brunch:** It was suggested that we raise the amount for the Pollyanna exchange gift from \$15.00 to \$20.00. The motion was approved by the members.

**Hospitality:** The sign up is complete through to the end of January.

**Library:** \$92 was earned from the sale of the books on the top shelf of Library cart. The cart will be brought out at the first and second meetings when there is no speaker.

**Newsletter:** Linda said that all is good. Keep the notes coming in.

**Retreats:** Blue Lake Retreat is Oct 13-16. Lenore will contact those who signed up with info and reminders.

**Round Robin:** Round Robin begins in January. Be thinking of ideas.

**Secret Pal:** Secret Pal stops at the Holiday Brunch.

**Tea:** Toni reminded all members to bring in their 2 fat quarters. Invitations to the Tea go out the week of Thanksgiving. Victoria Gertanbach from Lancaster County is the speaker hired for the TEA. Her topic will be how to use inspiration from the environment to inspire your creativity. Clem said details about the Tea Block will be in the newsletter. It is a Missouri Star pattern called the Disappearing Hourglass. Colors will be tone on tone using cream and shade of blue from medium to dark.

**Membership:** The Guild has 49 members and 7 associate members. There is a waiting list for the one opening. Susan Glaser will send out the new membership list.

**Business Raffle:** Business raffle was won by Geri Dullis.

**Treasurer:** Marylou Boryta reminded members

to save receipts from purchases for the Guild and fill out the reimbursement form. She gave an account of expenses and income.


### Other Items:

- The Sewing Bee is always the second Wednesday of the month from 6:30 to 8:00 P.M. Guests are invited. It is a good time to discuss ideas and a good place to get help if you have ideas and a good place to get help if you have any how to quilting questions.
- Oley – a yarn shop has opened in Oley on rt.73 at the blinking light. Family Farm Fabrics will give you a discount if you give your phone number.
- Mug rugs – turn in this month, to be given to veterans at the Royersford Diner in Nov.
- Show and Tell had some beautiful work, but not as many as usual.

Meeting was adjourned at 11:15

*Sally Ater* - Secretary

**Fabric Exchange:** This month's fabric theme is leaf prints, pine cones, pine needles. Bring 12 rectangles measuring 3 ½" x 6 ½" and place in a ziplock bag with your name on it.



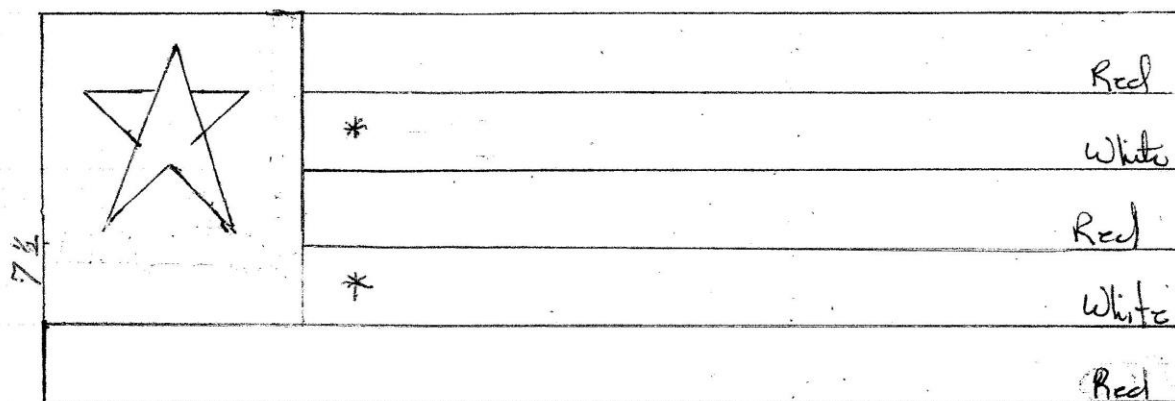


# November Block of the Month

Nov. B.O.M.

Flag Block

Block 3



8" x 32 1/2" (7 1/2" x 32" Finish)

Dark Blue: 1 - 6 1/2" Square

Asst lights to make:

2 Strips 2" x 26 1/2"

Asst reds to make:

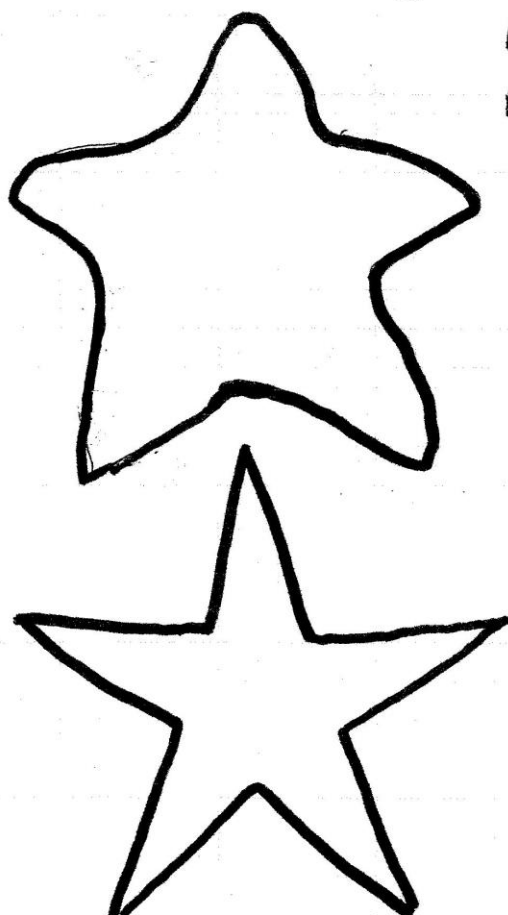
2 Strips 2" x 26 1/2"

1 Strip 2" x 32 1/2"

Assemble as shown.

\* Embellish as desired

Trim to 7 1/2" x 32 1/2"



\* Choose one of the stars provided or your own.

On white/light stripes add embroidery and/or applique as desired.

Words, vines, flowers, hearts  
Use your creativity!

## Upcoming Events

**Every Quilt has a Story** – Nov 21, 2015 – Presented by Main Line Quilters at Main Line Unitarian Church, 816 S Valley Forge Road, Devon, PA  
[www.mainlinequilters.org](http://www.mainlinequilters.org)

**9<sup>th</sup> Annual Exhibition of Quilts 2015** – Nov 13-15, 2015 – Presented by the Lebanon Quilters Guild at the Lebanon Expo Center, 80 Rocherty Road, Lebanon, PA  
[www.lebanonquiltersguild.com](http://www.lebanonquiltersguild.com)

## November BOM photo inspiration

## Challenge

I know that you are probably putting the last stitches in the binding of this year's challenge quilt, but just in case you are a little behind schedule here is a reminder of the **Say**



**It with Flowers** challenge rules. You may use a quilt pattern with flower designs or choose any kind of pattern, but then make it with floral fabric...or you can do both!

- Your quilt can employ any construction technique i.e. paper-pieced, applique
- Your quilt should be no larger than 40" x 40" (or 160" circumference)
- It may be any quilted item such as quilt, clothing, bag, pillow, etc.
- Your quilt must be made during the coming year, January – December 2015

Completed challenge quilts will be displayed and voted on at the next month's Holiday Brunch.

Take part, it's fun...and there will be prizes for all participants!





## November Program

Lonni Rossi is an accomplished graphic designer, internationally known fabric designer, color specialist, art quilt maker, pattern designer and teacher. Her work is a dance between design, composition, color and texture, with the goal always to find balance between these elements. Lonni Rossi became interested in quilting in the early 80's, but didn't make what she considers her first "art quilt" until 1994. She worked as a professional graphic designer for many years, and has taught graphic design and typography at both Moore College of Art & Design and Drexel University. She was a co-founder of Art Quilt Elements (the former Art Quilts at the Sedgwick). She has participated in many group shows locally and nationally, and has had one-woman art quilt shows in Philadelphia, Munich and London.

Lonni Rossi Fabrics  
10 E. Athens  
Ardmore, PA  
610-896-0500  
Hours: M – F 11 – 4

<https://www.lonnirossi.com/>



Just want to thank everyone for their good thoughts and prayers for Dick. He is looking forward to returning to tennis in another month.

Pat Phillion

## Guild Library

The Library Committee will accept donations of books to our library collection based on the following criteria:

- Books with widespread interest and/or instruction in quilting.
- Books that have been published in the last 5 years.

Any books donated to our library that are either duplicates, or do not fit our criteria will be donated to our Book Sale at the Tea.

And look for future library book sales at upcoming guild meetings!



# Recipes from Jane Russell

## Millie's Zucchini Slosh

Tomatoes  
 Aubergines (egg plants)  
 Zucchini  
 Onions (twice as many as any other vegetable)  
 Peppers  
 2 cloves garlic  
 Sprig of rosemary

Slice zucchini, peel and seed aubergines, slice or dice peppers. Slice onions and cook gently in large heavy saucepan in oil for 10 minutes. Add all the rest of the ingredients with a small branch of rosemary, salt and pepper. Cook covered until tender (about 30 minutes). When done leave uncovered for about another 15 minutes until steam evaporate and it has thickened.



## Toasty Cheese Crackers

### Ingredients for 6 dozen crackers:

2 cups shredded Cheddar Cheese  
 ½ cup grated Parmesan cheese or Blue cheese  
 ½ cup butter or margarine, softened  
 3 Tbsp water  
 1 cup flour  
 ¼ tsp salt  
 1 cup uncooked oats  
 ¾ oregano or basil

- Beat together cheese, butter and water until well blended.\* Add flour and salt, mix well. Stir in oats, mixing until well blended.
- Shape dough to form 12-inch long roll (or 2 6-inch rolls, easier). Wrap securely and refrigerate at least 4 hours or overnight.
- Cut into ¼ slices and flatten slightly. Arrange on lightly greased baking sheet or parchment paper.
- Bake at 400° for 8 - 10 minutes or until edges are light golden brown. Remove immediately and cool on rack.

For variety, add any of these to cheese mix before adding flour: Chili powder, Garlic, Chopped chives or onions, Fresh chopped basil, Lipton onion soup mix

\*You don't need an electric mixer. I use a flat wooden spatula and clean hands!



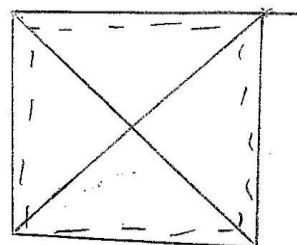


## 2016 Tea Block


### Disappearing Hourglass Block

**Colors:** Use a medium to dark blue and off white or cream

Cut two 10" squares, place right sides together and sew  $\frac{1}{4}$ " completely around the outside edges. Cut diagonally twice. Carefully press each of the four  $6\frac{1}{4}$ " half square triangle blocks (some bias edges!) These measurements are based on my machine's  $\frac{1}{4}$ ". Don't worry if yours are slightly larger or smaller.





Arrange and sew as shown into hourglass block, paying attention to placement of light & darks. This block should be slightly less than  $12\frac{1}{2}$ ".



Divide into three equal sections of  $4\frac{1}{4}$ " each. Cut vertically. Turn cutting mat 90 degrees. Divide into three equal sections of  $4\frac{1}{4}$ " each. There will be 9 equal size squares.

Flip different sections as shown in figure, checking to see that the block will look like the finished block design below. Then sew each row together into a 9-patch.

After sewing together, the block should look like the design below and measure slightly less than  $11\frac{1}{2}$ ".



This is a Missouri Star Quilt Company design. Before you begin, check out the excellent tutorial which will help you in making this Tea block.

<https://www.youtube.com/watch?v=xXggafOP230>





**YOU ARE INVITED**

*Loose Threads Holiday Brunch*

Wednesday, December 2, 2015

10:00 A.M.

Gift Exchange – If you would like to participate, bring a wrapped \$20.00 gift with your name written on a card inside.

Bring your challenge quilt to display in a plain bag

Bring your Holiday mug.

Secret Pal revealed.



## Road Trips



A little bit of rain didn't dampen the spirits of the bargain hunting ladies who roamed through Intercourse last Wednesday. The ladies dodged the raindrops, fabric hunting at the Old Country Store, Zooks and the Log Cabin... but managed to have enough money left over for a delightful lunch at the Kling House Restaurant. Is there some reason why this noisy, laughing bunch is always seated in a separate room????

Plan to join us on December 9<sup>th</sup> for our next road trip to Doylestown to visit the Michener Museum for the exhibit of *Blanket Statements: New Quilts by Kaffe Fassett and Historical Quilts from the Collection of the Quilt Museum and Gallery in York, UK*. The museum admission is \$16 and the docent fee of \$25 will be shared by the number of folks who attend. There will also be a stop at Byers Collection factory. And, of course, LUNCH! See Cathy Nelson to sign up for what is sure to be a fun excursion.

<http://www.michenermuseum.org/exhibition/blanket-statements-new-quilts-by-kaffe-fassett-and-historical-quilts-from-the-collection-of-the-quilt-museum-and-gallery-york-uk>

## NOVEMBER BIRTHDAYS



18 Jeanne Nalbandian  
27 Wendy Cole  
28 Bonnie Strickland

## Hospitality



Snack  
Snack  
Fruit/Veg  
Cold Drink

Nov 4  
Linda Garthe  
Carolyn Thompson  
Gayle Hammond  
Linda Hamel

Snack  
Snack  
Fruit/Veg  
Cold Drink

Nov 18  
Kathy Neiman  
Marie Traxler  
Sue Kehl  
Melinda Novatnak

Remember to bring in 10-12 2 ½" squares for the Bingo program that will take place in the spring. Put squares in a Ziplock bag with your name on it and give them to Judy Snook.

November - PURPLE

## Getting to Know You

## Eileen Frankil

One of our earliest needle enthusiasts is Eileen Frankil who started hand needlework before she went to kindergarten! Living in Beaver, PA (western PA), Eileen's grandmother gave Eileen stamped cross-stitch pillowcases. By 4<sup>th</sup> grade, she was begging her Mom to let her sew a dress on her sewing machine so Mom signed her up for weekly sewing lessons at Sears (which she loved!). She then started making lots of her own clothes.

Quilting didn't come into Eileen's repertoire until she was a young adult and a co-worker invited her to classes at Granny's Sewing Den in Glenside where they made a rail fence quilt. A most special quilt that she owns is a hand-pieced, hand-quilted large quilt that hangs over her sofa and was made by her grandmother. Another very special quilt dear to her heart is one that Eileen made for a 9/11 survivor of the World Trade center terrorist attack. Today, she most enjoys piecing and free motion quilting though she always enjoys learning new things. She also feels she has too many quilt books and too much fabric (imagine that??).

Eileen moved to Philadelphia to attend Temple University at age 21 and, after graduation from Temple she has enjoyed a 30-year career as an Occupational Therapist in a variety of settings from healthcare to the public school system. She now works in private practice. She met her husband Robert, a pharmacist, at Temple and has been married for 29 years, welcoming daughters Rose and Marcy into their family.

Between jobs in 1994, Eileen saw an ad in the local newspaper and decided to check out Loose Threads guild. Since her daughters were 1 and 4, she loved the idea of a guild babysitter. When she took a new job, she asked for Wednesdays off so she could attend guild meetings! Through these 20+ years, Eileen has held a number of positions



within the guild as Treasurer, newsletter editor, historian, programs, speakers and various roles at our Teas.

Eileen has many interests beyond quilting, enjoying bike riding, cooking, exercising, learning new things, reading, all kinds of sewing and knitting, and traveling whenever she has an opportunity. One SPECIAL new interest is "Chase," her first grandchild born on September 25<sup>th</sup>, 2015. Welcome to that wonderful world of grandparenting, Eileen!

Joanne Cantwell





## Officers & Contacts

### **PRESIDENT**

Betty Ann Dawson wildberryfarm@dejazzd.com

### **VICE PRESIDENT /MEMBERSHIP**

Susan Glaser sewglaser@verizon.net

### **TREASURER**

Marylou Boryta mboryta2@verizon.net

### **SECRETARY**

Sally Ater aters@verizon.net

### **PROGRAMS**

Judy Snook judyann112@verizon.net

### **SPEAKERS**

Laurie Kelly family5kelly@comcast.net

### **WEBSITE**

Lenore Clarke LenoreClarke@gmail.com

### **NEWSLETTER**

Linda Hamel dhamel11283@aol.com

## Loose Threads Quilt Guild

Meets at 9:30 AM on the  
1<sup>st</sup> & 3<sup>rd</sup> Wednesday of each month,  
with a special basting meeting on the 5<sup>th</sup>  
Wednesday at:

First United Church of Christ  
145 Chestnut St  
Spring City, PA 19475  
610 948-4516

Annual dues are \$20 per year and guests  
are always welcome

Loose Threads News is a monthly  
newsletter for the members of Loose  
Threads Quilt Guild  
and is available on our website  
[www.theloosethreadsquilters.org](http://www.theloosethreadsquilters.org)

Check out [JinnyBeyer.com](http://JinnyBeyer.com) under the Quilter's Design Board. You'll find  
228 (!) free quilt block patterns to download.

- New blocks are added regularly
- Pattern sizes are 6", 10" and 12"
- Patterns can be downloaded in PDF format for free

<https://www.jinnybeyer.com/quilting-with-jinny/design-board/browse.cfm?page=1&sort=newest&limit=48>

