



Loose Threads News

Volume 22 Issue 1

October 2016

1st Wednesday Agenda

9:30 Doors open -
refreshments & socializing

10:00 Business Meeting
Show and Tell

3rd Wednesday Agenda

9:30 Doors open -
refreshments & socializing

10:00 Sit & Sew Project

President's Message

"There's mischief brewing on Halloween when the owl and the witch together are seen"



Author Unknown

October and Halloween, my favorite time of year! The cooler weather makes me want to get out those flannels and start some quilts. How about you? What's your favorite season of the year? What do you get excited about? That brings up the Programs and Speakers Questionnaire, did you fill yours out? It's the only way that the committees can try to schedule the types of things that the majority of us want to see or hear. It's awfully hard to come up with ideas if you get no input from members...and how can you complain, if you don't participate. Let your wishes be known and then sit back and enjoy!

Betty Ann



Linda Glass (and her pooch Gracie) are on the road for the next month visiting family and friends as far away as Texas and California, but she decided to take in Hamilton, Missouri, the home of Missouri Star Quilting. Got this email from her the other day...

"This tiny town is amazing. Too bad I got here Sunday- stores closed so I am holed up in a motel til Monday. Looking in the store windows made me nearly swoon."

Linda Glass

Minutes – September Meeting

Monthly Business Meeting was held at the United Church of Christ in Spring City, PA, facilitated by: Betty Ann Dawson. Meeting was called to order and began on time at 10:05 am.

Business Meeting Raffle: This month's winner was Clem Dupont. Sign-up sheet to provide the "gift" for each month's raffle went around during the meeting.

A question was brought to the floor as to the need to restart the "Name-Tag" raffle again. A quick survey of the members to see who was actually wearing their nametags at the meeting was done. No decision was made during the meeting.

Basting: We did one quilt this past month.

Block of the Month: Get them done – will exhibit them at the December brunch. (December 7, 2016.)

Challenge: Birds and words... it is time to work on them. The project needs to be quilted and bound and we will vote on them at the December Brunch. If you need the criteria – the information can be found in the even numbered newsletters.

Charity Projects: Give Judy Peters and her team a huge round of applause for the tremendous effort in this area. The wrap up of the numerous quilts, mug rugs, etc. was listed in the September newsletter and the impact to numerous organizations was significant. Thank you to everyone who participated.

Evening Bee: Evening Bee is September 14, 2016 from 6:30 to 8:30.

Fabric Exchange: Kathy Travis will be taking over for the rest of this year and will be completed by October 15, 2016. Anyone who still needs to get your fabric in to complete the exchange must be done by next meeting (September 21, 2016).

Field Trips: October 14, 2016 there will be a trip to Berks Quilters Guild quilt show, "Quilts from the Heart of Berks" at the Leesport Farmers' Market. Admission is \$8.00. After that the group plans on going to lunch and then stopping at Wooden Bridge Dry Goods.

No additional field trips planned beyond October. Any suggestions, contact Cathy Nelson at gardener1207@aol.com.

Holiday Brunch: Need a committee.

Hospitality: We have some slots that need to be filled, paper is circulating around the room for sign up.

Retreats: A Retreat is scheduled for October 11- 14, 2016 (Tuesday through Friday) at Blue Lake Retreat Center in Lancaster County, PA: we have a sign-up sheet going around with information about what you need to bring. See Lenore Clark with any questions.

Round Robin: Will revisit in the new year.

Library: Check your home library and see if you have any books that belong to the LTQG Library. Most of the books are marked with a blue piece of tape on the binding and have a library card holder in the inside cover.

Membership: Waiting on one member to respond and several Associate members to respond. Second meeting for Marcella!

Newsletter: Linda Hamel is always looking for great items to put into the newsletter. If you visit a Quilt shop, see a quilt show, find out something new, read a great book, have an amazing story to share... send it off to Linda Hamel at dhamel1283@aol.com

Programs: Speaker and Program Questionnaire was passed out and has been posted on the website. Judy Snook would like the members to complete it so it will allow the committee to plan future programs.

Continued on page 10

Quilt Shop Review

New Library Books



Blue Hen Quilt Shop

Brookside Plaza Shopping Center
73 Marrow Road
Newark, DE 19713
302-533-5215

<http://www.bluehenquiltshop.com/>

Have you visited the “Small Wonder” in the First State (to ratify the constitution)? Erin Underwood opened a new quilt shop in Newark, Delaware in February. It is definitely a find and worth the trip to Delaware. She features some of the Australian Fabric and her stock is less than a year old - no “dated stuff”. Erin has created some of her own patterns and the rulers to go with them. She offers classes - including Tuffet making. Her shop is a must see! Visit the Blue Hen Quilt Shop and you will probably see Erin and her husband working hard to make the business a success.

Pat Leiter

American Homestead Quilts by Ellen Murphy

From sea to shining sea, the United States is filled with a mix of American homesteads. Ellen Murphy is long-time lover of house tours, garden tours, and historic tours. Her book, **American Homestead Quilts** was inspired by the United States' eclectic mix of cultures and diversity that reflects their home décor and style.

In this book, there are nine quilt projects that are inspired by iconic house styles from Brownstone and Saltbox to Craftsman and Farmhouses. Along with each quilt, Ellen also included some inspirational photographs featuring iconic American homes. These traditional and classic quilts are great for building your sewing skills, beginning with simple squares and working your way to more challenging diamond patterns. We absolutely love these traditionally pieced quilts that are perfect for any décor.

Jo's Little Favorites by Jo Morton

Here's a review from Jo!

So many of you have asked for patterns from earlier Jo Clubs, lucky for you and me, this book is what you have been asking for. You will love the tips on using small quilts in your home, enhanced by gorgeous inspirational pictures. I like to think the vintage appeal in the quilts I make have a timeless quality and they will never go out of style.

Bernie Hughes




October Craft Project



Joanne Cantwell saw this great craft project in *Country Living* magazine that just might appeal to our crafty members. Start with a white pumpkin such as a "Lumina." Cut out design from quilt block template* (*countryliving.com/halloween2016) to create a stencil of desired quilt pattern. (Reduce or enlarge template first on a copy machine to get the size you need.) Tape the stencil to the pumpkin and use a foam stencil paintbrush and acrylic paint to create the pattern.

After all that effort, want to keep those pumpkin projects from year to year? Just use artificial, carvable pumpkins available in craft stores (store.funkins.com).

Quilty Pumpkins



Kaffe Fassett

Wednesday night quilters were flocking to Lancaster County and it wasn't for the usual fabric shopping reasons (well, maybe a little of that). Kaffe Fassett, the internationally renowned fabric designer, was giving a lecture at the Shady Maple banquet facility. The evening began, for the over 300 in attendance, at 4:30 with a soup and salad buffet. The event was sponsored by The Old Country Store so there were tables piled high with jelly rolls, fat quarter packs, patterns and books all glowing with the bright, bold colors Kaffe is known for. Lining the walls of the large banquet hall were over 20 beautiful quilts made by local quilters, all using Kaffe's fabrics. At 7:00 the lecture, entitled *Colorful Inspirations*, began. Kaffe spoke at length about how he started in art and design, why he moved to England, his world travels and what

inspires his designs and color choices. His talk was informative, the slides were amazing and his easy humor so entertaining that the hour just flew by. Finally there was a question & answer period followed by book signing for all the many quilters who had purchased books. Our Loose Threads group was in total agreement – it was a wonderful evening to be remembered!



Block of the Month

This year's block of the month theme will be a traditional block exchange. Each month one member will have a block she wants members to make for her and those who make a second block will be eligible to win a set of blocks as well. (Like we do for the Tea).

To participate: The first members to turn in a block design, directions, and a sample will be assigned a month. Their directions will go into the newsletter for their assigned month and they will win all the first round of blocks for that month. Everyone who makes 2 blocks will be eligible for a drawing to win any extra blocks that are turned in that month. Potentially, two people will win blocks each month this year.

To submit a block design, you must have your directions and a sample turned in together. It can be any design and any size up to 12". Keep directions to one page.

To be eligible to win the second set of blocks for any given month, you must follow directions exactly, use a 1/4 inch seam, and turn two blocks in one time. Sorry, but blocks which don't meet the directions will not qualify.

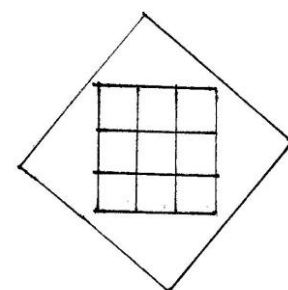
This is an opportunity for all members, beginners to experienced sewers to practice our skills, and to get help with a quilt project. You can make any block, but keeping it simple will no doubt encourage more participation. If you want to submit a block, do it ASAP to Debby O'Keefe. First come, first served.

October 2016 Block of the Month - Floating 9 Patch in a Square

Use three **SOLID** fabrics, any colors except white or yellow

To make the 9 patch: cut 5 - 2" squares of color one
 cut 4 - 2" squares of color two
 Assemble into a 9 patch checkerboard

To make corner triangles: cut 2 - 4 1/2" squares of third color
 Subcut diagonally into triangles.



To line up the triangles with each 9 patch side, pinch along the diagonal line in half, then pinch the 9 patch in half to find the center of each side. Match the two pieces at the folds, pin in place and sew together. Sew opposite sides first, then remaining sides. Press carefully. **DO NOT TRIM!**

New Tea Committees

This year's Tea chair, Kiti Williams has made Tea assignments based on the Tea committee sign-up sheets, trying hard to accommodate everyone's choices, but with an eye to 'cross-training'. She hopes to have more members know what's happening on the many varied aspects of our annual fundraiser. If you have any questions or haven't been assigned to a committee, contact Kiti.

Bathrooms: Stephanie Adrian and Kathie Travis

Book Sale: Linda Glass, Bonnie Strickland, Jane Russell, Cathy Nelson, and Judy Snook

Coffee: Bernie Hughes and Jean Sullivan

Craft Sale: Barb Painter and Margie Allen

Dining Room: Loretta Radewonuk, Sally Ater, Judy Peters, Barb Painter, Geri Dulis, and Toni Hughes

Discussion Group Selection: Linda Glass, Bernie Hughes, Judy Snook, Linda Hamel, Pat Leiter, Jane Russell, Rosemary Geisler, and Betty Ann Dawson

Door Prizes: Bonnie Strickland, Lil Evans, and Eileen Frankil

Emcee: Pat Leiter

***Greeter/White Glove:** Christine Fallon and Jean Sullivan (This is a very important team! I will be drafting individuals if there are not more volunteers!)

Hostess: Marylou Boryta, Laurie Kelly, Linda Glass, Bernie Hughes, Loretta Radewonuk, Judy Peters, Mary Larkin, Lenore Clarke, Marie Traxler, Eileen Frankil, Christine Fallon, Clem Dupont, Cathy Nelson, Jean Sullivan, and Stephanie Adrian

Invitations: Linda Hamel and Joanne Cantwell

Food Prep: Loretta Radewonuk, Sally Ater, Mary Larkin, Barb Painter, Gayle Hammond, Geri Dulis, and Bonnie Strickland

Clean Up: Sally Ater, Mary Larkin, Gayle Hammond, Geri Dulis, and Lenore Clarke

Mailing Table: Kathy Neiman

Parking Shuttle: Lenore Clarke

***Quilt Show:** Linda Hamel and Laurie Kelly. (Another big thing at the Tea, ladies!)

Registration: Marylou Boryta, Laurie Kelly, Joanne Cantwell, and Christine Fallon.

Sewing Room Sale: Lil Evans, Eileen Frankil, Jane Russell, and Melinda Novatnak

Auction: Pat Pillion, Pat Leiter, and Marie Traxler

Tea Block Design: Silvia Homa, Kathy Neiman, Lil Evans, Margie Allen, and Jean Sullivan

Tea Block Collection/Distribution: Silvia Homa, Clem Dupont, Toni Hughes, and Cathy Nelson

Tea Folders: Joanne Cantwell, Silvia Homa, Marie Traxler, and Toni Hughes

Viewer's Choice Ribbons: Debby O'Keefe

Mug Rugs

Lenore Clarke is sharing two Mug Rug poems to include with your next Mug Rug gift.

This is a mug rug.
 What's that, you say?
 It's a tiny placemat to use every day.
 Use it for coffee, juice or tea.
 And when you use it, you can think of me!
 I (with my sewing machine) made this for you
 to use for your birthday and the whole year
 through.
 Love,

I'm a Mug Rug!
 I'm bigger than a coaster,
 Smaller than a placemat.
 Perfect for holding your coffee or tea plus a little
 snack.
 Use me and don't be afraid to spill on me.
 Just wash me gently in cool water, dry flat and I'll
 be as good as new.
 Enjoy!

Here's a site with a bunch of cute mug rug
 patterns to download for free.
<http://so-sew-easy.com/free-mug-rug-patterns/>



Quilt Exhibit



A new exhibit opened September 13 at the Chester County Historical Society which will be of interest for lovers of antique quilts. (And who isn't?) It runs through December 2016.

Quilts: The Next Layer

Take a close up look at more than a dozen exquisite quilts recently donated to CHHS that have never before been on exhibit. Pieced or appliqued in the 1800s, they reveal an array of designs in cotton or silk fabrics.

Open Tuesday – Saturday 9:30 – 4:30
 Admission: \$6, Seniors \$5

Chester County Historical Society
 225 North High Street
 West Chester, PA
 610-692-4800
<http://www.chestercohistorical.org/>

Road Trips

Want to join some other guild members at the Berks Quilter's Guild show on Friday, October 14th? You can gather early to car pool for the trip or meet the gang at the Leesport Farmers' Market at 10:00. The plan is include lunch and then stop at the Wooden Bridge Quilt Shop on the return trip. Please let Cathy Nelson or Betty Ann Dawson know if you are planning to attend.

Recipe of the Month

Debby O'Keefe thought folks would enjoy this tasty salad recipe.

Asian Green Salad

½ cup margarine or butter
 4 chopped scallions
 1 head broccoli, chopped
 Mixed salad greens
 1 pkg Oriental flavor Ramen Noodles, crushed
 ½ cup sunflower seeds
 ¾ cup slivered almonds

Dressing: ½ cup olive oil, ¼ cup sugar, ¼ cup balsamic vinegar, 3 Tbsp soy sauce

- Saute seeds, crushed noodles and almonds in margarine until lightly browned. Sprinkle with Ramen seasoning pkg.
- Mix greens, broccoli and scallions. Add dressing and topping when ready to serve.

October Program

Time to corral all those quilting items so you can sit down and sew. Are you always getting up to find your scissors? Or have they slipped away? How about your pins and needles? We will be making a project that will keep all those things together whether you are sitting at home, at a quilt bee, or even traveling. A supply list will be distributed before our October program meeting.



Upcoming Events

Quilts in the Mill – Sept 30 - Oct 2

Presented by Courthouse Quilters Guild at Prallsville Mills, 33 Risler Road/Route 29, Stockton, NJ
 Admission \$7

This is Joanne Gardner's guild!

www.courthousequilters.org

Quilts from the Heart of Berks – Oct 14-15, 2016

Presented by Berks Quilters Guild at the Leesport Farmers Market, Leesport, PA.

www.berksquiltersguild.org

Quilting, What a Novel Idea – Oct 15-16

Presented by Brandywine Valley Quilters at the Brookhaven Municipal Bldg, 2 Cambridge Rd, Brookhaven, PA
 Admission \$8

www.brandywinevalleyquilters.org

Home • Sew
 Bethlehem, PA Since 1961

This place is local, has been around forever. I used to buy ribbing for when I made little sweat suits and hoodies for my boys. They have unusual buttons, bulk zippers, Rick rack, bias tape, and stuff for making dolls. It's worth a look in my book.

Lenore Clarke

Home Sew
 1825 W. Market St.
 Bethlehem, PA 18018
 800-344-4739
www.Homesew.com

Sept Minutes, cont.

Secret Pal: Check the back table.

Speakers: Rob Cannell will give a program on ergonomic quilting in the second meeting in September (09/21/2016).

Sunshine: Card for Mille Slean, she fell and is in Sanatoga Rehab. Visits are welcome.

Tea: We will be cross-training on tea functions/jobs to help others know what gets done to have a tea!

Website: Library information will be updated and Diane Hess is transitioning into the role.

Treasurer's Report: Made some purchases for the Library. As always Marylou Boryta has the financial data available for anyone to review at the back table.

Other Items:

- Wendy Cole sent a beautiful note and thank you card to the Guild for the quilt that we sent to her.
- Committee sign-ups will be coming in the next newsletter.
- Thank you from Lenore Clarke's Family for the gift given in memory of her mom
- Thank you from Susan Kehl's Family for the gift given the Cantata fund at her church.

Meeting adjourned at approximately 11:30, respectfully submitted by:

Stefanie Adrain - Secretary



OCTOBER

BIRTHDAYS

- 8 Bonnie Swartzentruber
- 16 Jean Sullivan
- 18 Judy Peters
- 27 Joanne Cantwell



Hospitality

Oct 5

Snack
Snack
Fruit/Veg
Cold Drink

Loretta Radewonuk
Bonnie Strickland
Betty Ann Dawson
Geri Dulis

Oct 19

Snack
Snack
Fruit/Veg
Cold Drink

Linda Garthe
Pat Leiter
Toni Hughes
Linda Hamel

Yikes Stripes!

Got your attention? The new fabric exchange will begin next month. This year's committee has decided to exchange 6 ½" squares of striped fabrics. If you're like me, that is a fabric type that isn't very abundant in your stash. This is a good way to accumulate a great variety of stripes to use in future projects. There will be further explanation and sign-up sheets at the October business meeting.

Getting to Know You

Kathy Neiman

Born in Stowe and living there for her first five years, Kathy moved on to Lower Pottsgrove where she grew up and graduated from Pottsgrove High School. Most recently, Kathy has lived with her daughter and family in Spring City, not far from the church where Loose Threads meets.

At the early age of 7 or 8, she learned embroidery from her grandmother and at age 12 her mom taught her how to thread her sewing machine and told her to follow the directions on paper patterns. She learned that this IS the best way to succeed! Kathy's favorite type of quilting has always been hand quilting which she does so well (she feels she's not so good at machine quilting.)

A highlight in her quilting career was the Blue Ribbon she won on a gorgeous large Christmas redwork quilt at the Kimberton Fair a few years ago. We recall the "oohs and aahs" on that one when she brought it to "Show and Tell" at Guild.

Kathy raised her family of 3 children while doing intermittent factory work, some alterations, catering, and many other things... always keeping those needles and threads close by! She enjoys her 8 grandkids and 8 great-grandkids.


While shopping at "Knit and Sew" in Royersford one day, she heard about the Loose Threads Guild, then did a little research on line and about 10 years ago, she joined our guild. Since then, Kathy has served as historian, worked on the basting committee and led a redwork discussion group at one of our Teas. Keeping those needles threaded on Basting Day is also one of her specialties.

Kathy sewed clothes for her twin granddaughters for many years and now has made full size quilts for them for when they start their own housekeeping.



Reading, knitting, crocheting and making crafts also takes up some of her free time (she is a Mug Rug Queen and has lost count of the many mug rugs she has created) and with her contributions to our coffee hour, we can certainly all attest to her wonderful baking skills as well!

Joanne Cantwell




YOU'RE INVITED TO...

PIECING TOGETHER A CHANGING PLANET

NATIONAL PARK SERVICE AND STUDIO ART QUILT ASSOCIATES EXHIBIT



WINGS OF FIRE BY MELANI K. BREWER



THE LAST RESORT BY MARY RHOPA LA CIERRA



LAST LEAF BY LINDA S. HOFFMEISTER

**HOSTED BY MONTGOMERY COUNTY COMMUNITY COLLEGE IN PARTNERSHIP
WITH THE SCHUYLKILL RIVER HERITAGE AREA**

OPENING RECEPTION: WEDNESDAY, OCT. 5, 5-7 P.M.

GALLERY TALK, 6:30 P.M.

EXHIBIT DATES: MONDAY, OCT. 3, TO FRIDAY, OCT. 28



Montgomery County
Community College

RSVP BY SEPT. 28 TO DARLENE SZESNIAK AT DYERKEY@MC3.EDU

Officers & Contacts

PRESIDENT

Betty Ann Dawson wildberryfarm@dejazzd.com

VICE PRESIDENT /MEMBERSHIP

Lil Evans ldjnevans@gamail.com

TREASURER

Marylou Boryta mboryta2@verizon.net

SECRETARY

Stefanie Adrain photogal13@verizon.net

PROGRAMS

Judy Snook judyann112@verizon.net

SPEAKERS

Laurie Kelly family5kelly@comcast.net

WEBSITE

Lenore Clarke LenoreClarke@gmail.com

NEWSLETTER

Linda Hamel dhamel1283@aol.com

Loose Threads Quilt Guild

Meets at 9:30 AM on the
1st & 3rd Wednesday of each month,
with a special basting meeting on the 5th
Wednesday at:

First United Church of Christ
145 Chestnut St
Spring City, PA 19475
610 948-4516

Annual dues are \$20 per year and guests
are always welcome

Loose Threads News is a monthly
newsletter for the members of Loose
Threads Quilt Guild
and is available on our website
www.theloosethreadsquilters.org

14th Annual Eastern PA Shop Hop

10 Shops – 16 Days
Prizes!

Nov 4th – Nov 19th

Monday – Saturday 10-5, Sunday 12-4
(Wooden Bridge & In Stitches are both closed on Sundays)

Passport Sales (\$5) begin August 1, 2016

At Piece Quiltery in Easton
American Ribbon Fabric in Stroudsburg
The Country Quilterie in Effort
In Stitches Quilt Shop in Womelsdorf
Ladyfingers Sewing Studio in Oley

118 Fabrics & More in Sweet Valley
Pocono Sew & Vac in Stroudsburg
The Quilted Crow in Palerton
Rose of Sharin' Quilt Shop in Danville
Wooden Bridge Dry Good in Kutztown