



# Loose Threads News

Volume 26 Issue 12

September 2021

## 1<sup>st</sup> Wednesday Agenda

9:30 Doors open -  
refreshments & socializing

10:00 Business Meeting

Time to renew your  
membership! Don't forget  
to bring Linda Hamel your  
completed membership form  
and \$20 check or cash.

## 3<sup>rd</sup> Wednesday Agenda

9:30 Doors open -  
refreshments & socializing

10:00 TBA

## 5<sup>th</sup> Wednesday Agenda

9:30 Doors open -  
refreshments & socializing

10:00 Basting

## President's Message

Hello quilters,

This is my first letter of the new guild year. First of all, I want to thank Betty Ann and board members, Silvia, Diane and Marylou, for all the work that you put in to continue the guild through the pandemic. It was a hard time for all. But at least as quilters we had something to occupy our time, and hopefully used up a little stash.

We are starting off this new year with our Quilt Affair. Since it is a smaller version of our Tea, let's all do our part to make it a success. It should be fun to see and chat with other quilters.

As the year unfolds and the new Covid variant seems to be spreading, I hope we all continue to stay safe.

Looking forward to a fun year! Also, if you have any ideas, please feel free to share them with me.

Keep stitching,

*Rosemary*

## Quilt Affair – September 11<sup>th</sup>

- Don't forget to gather up your quilts for our show! Please participate by bringing them on set-up day, September 10<sup>th</sup>.
- No more books are needed for the Book Sale. Save anything you already have on hand for our March 2022 Tea.
- Bring your crafts to sell by contacting Silvia Homa. There is a form to fill out and items must be there on Friday, September 10<sup>th</sup>.
- Please come to help staff our event on the 11<sup>th</sup>. There are many different jobs to do and a number are 'sitting' assignments.

# Minutes - August Meeting

**CALL TO ORDER:** Meeting started promptly at 10:05.

**NEW BUSINESS:** Maria from Project Sweet Pea was here to receive the donated cuddle pads and hearts that were made during our charity workshop last month. Maria spoke about her cause and how she founded the program. She was very appreciative of the donation.

**COMMITTEES:**

**BOM:** Pincushions were presented by Silvia and Diane.

**BUSINESS MEETING RAFFLE:** Gift was from Donna.

**CHALLENGE:** A mini challenge due during our holiday brunch in December was discussed. It should be 16 X 16 or smaller, needs to have at least one churn dash block and one animal present. It can be pieced, appliqued or pictured in the fabric.

**DAY CAMP:** Will be held November 9 & 10 from 9-3pm; \$20 sign-ups are available.

**EVENING BEE:** Will be Wed 8/25 at 6:30.

**FIELD TRIP:** A trip to Allentown Museum was discussed, there will be a planned ice cream trip afterwards.

**NEWSLETTER:** Linda Hamel gives thanks to all those that have been providing information for the newsletter.

**PROGRAMS:** Get ready for strip poker, bring your 2.5 or 3" strips (about 20-30) and your poker face. Clothes are required. 😊

**SPEAKERS:** A lecture and workshop are scheduled for October with Cheryl Lynch. A sign-up sheet will be going around.

**WEBSITE:** Is up to date with the newsletter and Pincushion of the month.

**TREASURER:** Diane reported the guilds' expenses and income from the previous month.

Respectfully submitted,

*Silvia Homa* –Secretary

**Specifications for typing and printing the quilt label:**

Attached with this newsletter is an electronic MSWord .doc version of the quilt show label for guild members to use at the Quilt Affair show. Just click on ENABLE EDITING at the top of the screen and then type your info directly into the label and finally it print out.

Label size: ~5" x 6" Pin with safety pins on the **front**, in the middle of the **RIGHT** side of the quilt.

Day Camp is scheduled for Tuesday, November 9<sup>th</sup> and Wednesday, November 10<sup>th</sup> at our Spring City UCC church. Cost is \$20 which includes lunch and snack on both days. See Betty Ann to sign up by paying your non-refundable fee.

# Upcoming Events

**Pennsylvania National Quilt Extravaganza** - September 16-19, 2021. Presented by Mancuso Show Management at the Greater Philadelphia Expo Center, Phoenixville, PA  
<https://www.quiltfest.com>

**Penn Oaks Quilters Market** - September 25, 2021, 9 AM – 1 PM. Presented by Penn Oaks Quilt Guild at the Covenant Presbyterian Church, 400 Lancaster Ave, Malvern, PA  
 Admission - FREE

## September Birthdays



- 2 Linda Hamel
- 5 Laurie Kelly
- 13 Silvia Homa
- 16 Clem Dupont
- 22 Nancy Miller



Josie Sharpe, guild program chair & Maria Bentin

Project Coordinator for Project Sweet Peas, Maria Bentin, attended our business meeting to accept our donations from the NICU sewing program held in July. Maria’s organization manages the distribution of all of the flannel hearts and cuddle pads to eight area hospitals. Our total as of August 4<sup>th</sup> was an amazing 529 items!!! Well done all.

## Hospitality

	<u>September 1</u>	<u>September 15</u>	<u>September 29</u>
<b>Snack:</b>	Marylou Boryta	Judy Peters	Diane Hess
<b>Snack:</b>	Linda Hamel		
<b>Cold Drink:</b>	Geri Dulis		Diane Hess

There are a few blanks for September on our refreshment schedule. If you can help out, please give Gayle Hammond a call or see her at the September 1<sup>st</sup> meeting.

# August Road Trip – Allentown Art Museum

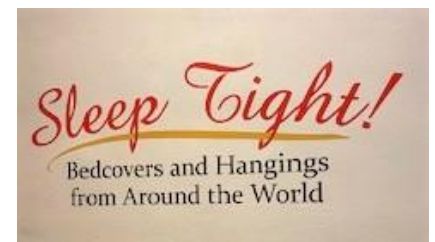

Six hardy Loose Threads members ventured out on August 13th in the ridiculous heat to head to Allentown. Did you know Allentown is full of museums? It might warrant another day trip. Our first stop was at Allentown Art Museum. The main reason to go here was to see the bedcoverings from all over the world plus even more textiles. The security men had their eyes on us to make sure we didn't touch anything. One showed us a canopy type affair that looked too small to fit around a bed. He pointed out that the upper section was original with vibrant embroidered colors. The lower section was reproduced fabric to resemble the original but paled in contrast. Several woven pieces were also on display.

From here we went to the Bell Hall Restaurant. Betty Ann's truffle fries were appreciated by all. The décor was of photos of bells from the Liberty Bell to bell peppers to a few that were a puzzle. On to the Cigar Factory which houses The Alternative Gallery. It wasn't open but they let us in anyway. The main exhibit of sketches was being prepared to honor an artist that recently died. There was a huge panel that now has a "A Bunch of Loose Threads" written on it with permission and Sharpies provided by the Gallery Director. We got in our rather hot cars and headed home. But first a stop at Longacre's for ice cream, a perfect way to complete our adventure.

Judy Snook



Betty Ann, Lil, Judy, Winnie, Melinda and Judy



# August Show & Tell



Nancy Miller's quilt was a free pattern available online from Ricky Tims called Kool Kaleidoscope.



Margie Allen just loves this Kim Diehl pattern.



Linda Garthe made this as a wedding gift for her granddaughter.



Linda Glass




Lori Memmen told us this was the last of her UFOs on hand!

## October Speaker & Workshop – Cheryl Lynch

This is a fun no sew workshop that imitates the ancient art of mosaics, inspired by a trip to Israel. Learn how to create a mosaic picture from small pre-cut pieces of lots of colored fabric, using a technique that was developed to simplify the process. Pick one of the available patterns in class that will finish at 9"x12", and then can be bordered and quilted to your preference at home. Bring tweezers, sharp small scissors. Sharpie marker, low tack tape, and a container with multi compartments such as a floss or egg box, to use with a provided kit. (\$20). [cheryllynchquilts.com](http://cheryllynchquilts.com)

See Laurie Kelly to sign up for Cheryl Lynch's Tuesday, October 19<sup>th</sup> Mosaic Workshop.



## Pincushion of the Month

### Cactus Pincushion

Last pincushion of the year - a 'prickly' pincushion to end a prickly year! I find it ironic that cactus usually prick us, but with a cactus pincushion, we do the pricking!!

Tutorial: [DIY Cactus Pincushion \(Easy 10 Step Tutorial with Free Pattern\) \(thecraftaholicwitch.com\)](http://thecraftaholicwitch.com)



# Churn Dash Block

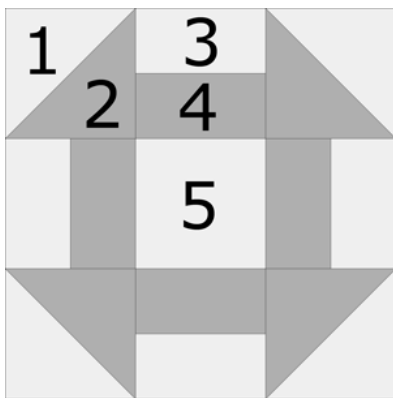
We have a mini challenge for members that will be due at our Holiday Brunch on December 1, 2021.

**Here are the rules:**

1. Entries should be 16" or smaller.
2. Should have at least 1 churn dash block. Of course, it can have more.
3. Should have at least one animal. Any animal. Can be pieced, appliqued, embroidered or in the fabric itself.

Perhaps you've started your project already or maybe you need a refresher on making a Churn Dash block in a size that will fit in with that terrific design you've dreamed up. Here is an online tutorial that may help.

[Churn Dash Quilt Block Tutorial - 3", 4-1/2", 6", 7-1/2" and 9" blocks \(generations-quilt-patterns.com\)](http://generations-quilt-patterns.com)



## Cutting Chart for a Churn Dash Quilt Block

~Traditional Piecing~

### Finished Block Size

Patch	Fabric	Qty	Finished Block Size				
			3"	4½"	6"	7½"	9"
1**	L	2	1⅞" x 1⅞"	2⅜" x 2⅜"	2⅞" x 2⅞"	3⅜" x 3⅜"	3⅞" x 3⅞"
2**	D	2	1⅞" x 1⅞"	2⅜" x 2⅜"	2⅞" x 2⅞"	3⅜" x 3⅜"	3⅞" x 3⅞"
3	L	1	1" x 7"	1¼" x 9"	1½" x 11"	1¾" x 13"	2" x 15"
4	D	1	1" x 7"	1¼" x 9"	1½" x 11"	1¾" x 13"	2" x 15"
5	L	1	1½" x 1½"	2" x 2"	2½" x 2½"	3" x 3"	3½" x 3½"
Unfinished Block Size			3½"	5"	6½"	8"	9½"
Grid Size			1"	1½"	2"	2½"	3"

\*\*I prefer to cut my patches extra large for HST, stitch, and then trim them to size. If you prefer to do the same, add a bit extra to the measurements for Patches #1 and #2 above.

# August Program – Strip Poker!



Carolyn was the big winner at this table!

Judging by all the laughing and the ‘Not again - you are so lucky’ comments during our August program meeting, a good time was had by all. Silvia came up with a fun way to spend the morning with friends and at the same time, get rid of all those fabric strips we had left over from the Fabric Exchange.



Diane’s daughter, Emma, one of the designated dealers, was subjected to some good-natured teasing for her lack of prowess in card shuffling. She got a number of tips from all the ladies and ultimately a quick demonstration lesson from Laurie Kelly.



Everyone ante up.



## Officers & Contacts

### PRESIDENT

Rosemary Geisler                      Roe305@aol.com

### VICE PRESIDENT /MEMBERSHIP

Linda Hamel                      dhamel476@gmail.com

### TREASURER

Marylou Boryta                      mboryta2@verizon.net

### SECRETARY

Winnie McCarraher      mc\_quiltinau@yahoo.com

---

### PROGRAMS

Josie Sharp                      Josie.Sharp@sharperoutlook.com

### SPEAKERS

Laurie Kelly                      family5kelly@comcast.net

### WEBSITE

Diane Hess                      diane.hess@outlook.com

### NEWSLETTER

Linda Hamel                      dhamel476@gmail.com

## Loose Threads Quilt Guild

Meets at 9:30 AM on the  
1<sup>st</sup> & 3<sup>rd</sup> Wednesday of each month,  
with a special basting meeting on the 5<sup>th</sup>  
Wednesday at:  
First United Church of Christ  
145 Chestnut St  
Spring City, PA 19475  
610 948-4516

Annual dues are \$20 per year and guests  
are always welcome

Loose Threads News is a monthly  
newsletter for the members of Loose  
Threads Quilt Guild  
and is available on our website  
[www.theloosethreadsquilters.org](http://www.theloosethreadsquilters.org)

## Reminder for a Good Cause

The annual Ingathering for those in need hosted by the Pickering Valley Guild at St. Peter's United Church of Christ has restarted again since the Covid pandemic. They help Chester County Intermediate Unit, Genesis Pregnancy Care Center, Phoenixville Area Learning Center, GEMMA Services and Pocopson Home

I am asking for your help in this endeavor. I hope guild members will be able to donate some quilts - different sizes would be fine. I will accept them anytime but you have until the end of October 27th to participate. Loose Threads has been giving 10 quilts to this effort for the past several years.

The appreciation and enthusiasm are so great...you would all be very pleased.

Thanks for helping.  
Bonnie Strickland