

# The Loose Threads Quilters Guild Newsletter

www.theloosethreadsquilters.org

---

## June Minutes

Wednesday, June 5, 2013

President, Lenore Clarke, called the meeting to order at 10:07 A.M.

**Treasurer's Report:** Linda Hamel gave the treasurer's report reviewing expenses, additions and balance.

**New Business:** Takako Pike offered to machine quilt members' anniversary spool quilts for \$150.00 each. Limited time offer.

**Block of the Month:** Debbie O'Keefe showed samples of a 9 patch block cut and sewn into a basket block.

**Charity Quilts:** There is one week left for books and kids quilts to be given to Jill Cardamone to be delivered to St Christopher's Hospital.

-The August meeting will be a workshop to make wheel chair and walker bags. Bring your machine and supplies.

-Lenore Clarke will be mailing donated Safe Motherhood kits and items.

**Field Trips:** Submit any ideas for field trips to Cathy Nelson.

**Program Committee:** Judy Snook and Silvia Homa showed samples of the finished fabric wreaths we will be making at our next meeting.

-July 17<sup>th</sup> is a tentative program.

- August 21<sup>st</sup> is a Charity workshop.

## Committees

---

Babysitting: Jean Atwood  
Basting: Jeanne Nalbandian  
Block of the Month: Debby O'Keefe  
Challenge: Silvia Homa  
Charity Projects: Jill Cardamone  
Fabric Exchange: Bonnie Swartzentruber  
Field Trips: Cathy Nelson  
Meeting Raffle: Judy Shafer  
Historian: Melinda Novatnak  
Holiday Brunch: Pat Pillion  
Hospitality: Gayle Hammond  
Librarian: Jo Quaglia  
Newsletter: Amy Smith-Moniz  
Nominating: Joanne Cantwell  
Programs: Judy Snook  
Raffle Quilt Design: Wendy Cole  
Raffle Quilt Tickets: Marylou Boryta  
Retreats: Marylou Boryta  
Secret Pal: Toni Hughes  
Speakers: Laurie Kelly  
Sunshine: Jean Sullivan  
Tea: Linda Garth  
Tea Location: Bernetta Hughes  
Website: Lenore Clarke

Continued on page 3

---

## News from the Prez

July means fireworks, 3H days (hazy, hot and humid), and burned dry grass. Stay indoors and Quilt!!!

It also means the Hershey show. Check to see if there are any classes still open. If I learn one new thing I consider it a success. My mom took classes all the time. She made all of her class samples in the same color way. Over the years she made enough to have a fabulous sampler quilt with all the instructors signatures on their class block. Pepper Cory (from the 70s), Jo Diggs, Anita Shackelford, Judy Martin, Nancy Johnson-Srebro, Marcia McCloskey, and others. There's no rule that you have to make the entire class project; you are learning a technique.

Have fun and be creative.

Lenore

### July Birthdays

- 3 Barbara Painter
- 7 Margie Allen
- 9 Sandy Michalec
- 20 Jill Cardamone
- 23 Debby O'Keefe  
Joyce Stemple
- 24 Kristi Burtch  
Linda Miller
- 25 Carolyn Ferrandino

### Fabric Exchange 2012-2013

July **Turquoise**

August **Brown**

September **Dark Blue**

The year of the block - of - the month ideas for using your 3" strips is winding down. At the Sept. business meeting we will draw winning tickets from members who participated by doing one or more projects. Look over back issues of the newsletters for quick projects that you can still do by September. Remember, if you complete a block you get one ticket, but if you complete a project you get three tickets entered in the drawing for prizes.

Show us your projects in July , August or September business meetings.

Questions? Ask Judy Peters, Kristi or Debby.

## May Minutes (from page 1)

**Retreats:** Marylou Boryta reported North Mountain Retreat (June 20<sup>th</sup> - 23<sup>rd</sup>) is full. Blue Lake Retreat (Sept. 30<sup>th</sup> - Oct 3<sup>rd</sup>) is open. The next Blue Lake Retreat is April 28<sup>th</sup> - May 2<sup>nd</sup> 2014.

**Nominating Committee:** No additional names were added. The slate of officers was approved. Marylou Boryta made a motion to accept the slate of nominees and Jane Russell seconded the motion.

-President : Rosemary Geisler

-Vice President : Debby O'Keefe

-Secretary : Jo Quagliia

-Treasurer : Judy Peters

**Hospitality:** There are openings to sign up for food in all categories.

**Challenge:** Silvia Homa encouraged us to work on our challenge.

**Fabric Exchange:** Joanne Cantwell and Takako Pike are making samples of quilts using strips and squares.

**Secret Pal:** Toni Hughes reminded participants to use items in their sewing room.

**Sunshine:** Alert Jean Sullivan if anyone is in need of cards.

**Tea Committee:** Bernie Hughes asked our membership to look for ideas for discussion groups for our 2014 Tea while visiting quilt shops.

**Website:** An ad for renting our raffle quilt ticket tumbler is posted on our website.

**Odds and Ends:** (1) Linda Glass has canning jars to donate. (2) Margie Allen has two kittens who need to be adopted. (3) Laurie Kelly raffled off prizes left from our Sulkey Threads workshop. (4) Barbara Kuterbach will be in the area June 17<sup>th</sup> to August 12<sup>th</sup>. (4) Judy Peters has one anniversary mug left.

**Business Meeting Raffle:** Won by Melinda Novatnak

**Name Tag Raffle:** Won by Rosemary Geisler.

The meeting was adjourned at 11:17 A.M., followed by show and tell.

Marie Traxler - Secretary

## July Block of the Month

This Pattern was created by Jean Roat for Quilt for Kids Inc. a few years ago, I couldn't find it on their web site and my copy was too light to recopy. Her quilt name was Batik Bonanza even though it looks good with complimentary colors or scraps.

1. Using 2 inch strips, sew 7 strips together to make the strip set.
2. Measure the distance from top to bottom ( figure A), this will be your square size. ( If you use 2" strips this will be about an 11 inch square adjust as needed). You will need 2 of these squares for each block.
3. With strip set sitting horizontally as in fig. B cut diagonally from the lower right hand corner to the upper left had corner. Consistency is the key here. It is important to cut all the blocks in the same direction.
4. You will have 2 triangles from each block and you need 4 for each new block arrange as shown in figure C

For the quilt: Eight (8) 11" squares will give you 4 completed squares. Use a 3" solid color for the shashing in between the blocks. . Sew the remaining scrap strips together and cut them 4-5" wide for the border.

Figure A




Figure B

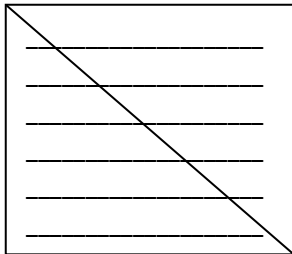



Figure C



# Hospitality

	<b>July 3</b>	<b>July 17</b>	<b>July 31</b>
<b>Snack</b>	Debby	Geri	Laurie
<b>Snack</b>	Kathy Neiman	Toni	Cathy N.
<b>Fruit/veggie</b>	Judy Q.	Marylou	Bonnie Sw.
<b>Cold drink</b>	Pat P.	Linda Glass	Rosemary

## Need a quilting boost?

Maybe you should try one or more of these Mid-Year Resolutions

1. I will read my machine's owner's manual. If you do not have the manual, try googling the brand and model number.
2. I will use a thread I have never used before.
3. I will take a class
4. I will be understanding. Face it, your husband will never understand why you need so much fabric or so many quilt magazines. Encourage his hobbies.
5. I will finish a UFO
6. I will donate some of what I do not use
7. I will share my love of quilting with another person.
8. I will step out of my box with a new colorway, pattern , tool or technique.
9. I will create a stitch book to learn the capabilities of my machine.
10. I will organize my stash

## **September 19-22, 2013**

Pennsylvania National Quilt Extravaganza XX  
Greater Philadelphia Expo Center in Oaks, PA.

<http://quiltfest.com/activities.asp?id=4>

## **October 26-27, 2013**

Undercover Quilters, Quilts for All Seasons  
Biennial Quilt Show,

Brookhaven Municipal Center, 2 Cambridge  
Road, Brookhaven, PA, 19015, Sat 10-4, Sun  
10-4

[www.undercoverquilters.com](http://www.undercoverquilters.com)

Our Guild meets on the first and third Wednesday of each month, with a special basting meeting on the fifth Wednesday. We meet at the First United Church of Christ, 145 Chestnut Street, Spring City, PA 19475. Babysitting is available if arranged in advance with Jean Atwood. Dues are \$15 per year and guests are always welcome.

Rosemary Geisler, has more membership information.

Our newsletters are now on-line. Check us out at our website

**[www.theloosethreadsquilters.org](http://www.theloosethreadsquilters.org)**