

# THE LOOSE THREADS

## NEWSLETTER

April 2012

<http://www.theloosethreadsquilters.org/>

Volume 17: Issue 4

President: Carolyn Thompson

Vice President: Elizabeth Snead

Secretary: Joanne Cantwell

Treasurer: Linda Hamel

**Babysitting:** Jean Atwood  
**Basting:** Kathy Neiman  
**Block of the Month:** Silvia Homa  
**Challenge:** Debby O'Keefe  
**Charity Projects:** Jean Sullivan  
**Field Trips:** Cathy Nelson  
**Meeting Raffle:** Marie Traxler  
**Historian:** Sue Kehl

**Holiday Brunch:** Judy Snook  
**Hospitality:** Gayle Hammond  
**Librarian:** Jo Quaglia  
**Newsletter:** Wendy Cole  
**Fabric Exchange:** Sandy Michalec  
**Programs:** Judy Peters  
**Raffle Quilt Design:** Laurie Kelly  
**Raffle Quilt Tickets:** Marylou Boryta

**Retreats:** Bernie Hughes  
**Secret Pal:** Kristi Burtch  
**Speakers:** Rosemary Geisler  
**Sunshine:** Judy Shafer  
**Tea:** Susan Glaser & Linda Garthe  
**Website:** Lenore Clarke



### MESSAGE FROM THE PREZ

Let me first thank the Tea Chairman and ALL of the participating members for another successful Tea! An awesome job by all!

The pressure is on! As many of you know, I have 3 grandchildren graduating from high school this year so I have put aside the yo-yo quilt that I am doing for a friend and I have now turned my attention to working on T-shirt quilts (3 of them). This is the first time I have made a T-shirt quilt so I have been doing a lot of research and trying to pick the brains of those with experience in making these. The first one is ready to construct but I have yet to decide what look I want to achieve in putting it together. My goal is to have the shirts prepared for the second quilt in time for the Blue Lake retreat where I expect to get both tops completed and ready for quilting. A big goal to be sure!

I am truly looking forward to concentrated time sewing and the exchange of ideas that we enjoy at these retreats. So ladies, be

### APRIL MINUTES

The meeting was called to order by President Carolyn Thompson at 10:00am. Guest Patty Doud was introduced. The Treasurer's report was read.

Judy Snook of the Nominating committee asked that guild members interested in serving as officers for the new guild year beginning in September contact either Judy or Bernie Hughes by April 1. A slate of candidates will be presented at the May meeting with elections following at the general meeting in June.

**New Business:** Since the current location will no longer be available for the Tea in 2013, a Search Committee was formed to investigate potential venues. The committee will consist of Carolyn Thompson, Rosemary Geisler, Linda Hamel, Kathy Nelson, Pat Phillion and Marie Traxler.

**Tea:** For new and former guild members, Susan Glaser reviewed all aspects of the Tea on March 10 and the set-up on March 9. It was announced that proceeds from the raffle quilt will be donated to the Mission Kids of Child Advocacy Center, a charity in Montgomery County. The raffle quilt has been named "Midnight Stars" and tickets will be sold beginning at the Tea.

ready to add your two cents to my project, I will be seeking your input. My husband told a friend that he "did not understand why you would go to a retreat to quilt when you have all that you need right here at home!" Men just do not get it! So ladies, please consider going to one of our retreats if you have never taken the time to attend one. You will not be disappointed.

Our granddaughters graduate on May 18<sup>th</sup> in Georgia and we plan to drive down for their graduation and then hang around Georgia before heading to Florida (visiting friends on the way) for our grandson's graduation on June 1<sup>st</sup> (his quilt will not be done before graduation). After that, we will head back to PA and hopefully be here in time for our June 6<sup>th</sup> meeting, but Elizabeth is prepared to step in if that does not happen.

Enjoy Spring! Personally, my favorite time of year!

**Presentation:** Hinkletown Sewing is sponsoring a program on Heirloom Sewing at Shady Maple on May 16. Further details will be available at the April guild meeting.

**Retreat:** Sign-up with Mary Lou Boryta for the next Retreat at Blue Lake on April 9-12.

**Librarian:** Jo Quaglia noted that space is needed for historical records of Loose Threads that no longer fit on the Library shelves.

**Quilt Block Exchange:** Purple *batiks* will be exchanged at the April meeting for those participating in the exchange.

**Business Meeting Raffle** was won by Kathy Travis.

After Show and Tell, meeting was adjourned at 11:40.

Joanne Cantwell, Secretary

## APRIL WORKSHOP

The April 18th Program will be two discussion groups from this years Tea. Eileen Frankil will present "Borders" and Debby

O'Keefe will do "Items not purchased at the Quilt shop." Relax, grab your coffee and enjoy!

## CHARITY PROJECTS

**Infant Condolence Quilts:** Quilts for parents of babies that do not survive their birth or die soon after at Montgomery Hospital Labor and Delivery Department. The quilts should be white mini quilts with lace all around the outside edge. The sizes are 14" x 16," 17" x 20" and 21" x 24."

We are asking for Infant Condolence Quilts for the month of May, in honor of Mother's Day. Shirley Horning would like to receive these by the end of April. Call her with any questions.

**Pillowcases for ConKerr Cancer:** These will be delivered to Children's Hospital in Philadelphia. Make one and bring a smile to someone and a little sunshine to a child who is battling a serious illness.

**Children with Serious Illnesses:** Jill Cardamone will be collecting various size quilts for sick children. These quilts will be brought to Children's Hospital in Philadelphia. They go to both boys and girls of all ages, so use your imagination on how you would like to cheer up a sick child.

**Walker & Wheel Chair Bags for Veterans:** Information and a pattern can be obtained from Jean Sullivan.

**I.C.E. (In Case of Emergency) Quilts:** These are quilts that will be donated locally when a disaster strikes a family within our membership vicinity. When a family has lost everything, we want to let them know they are not forgotten.

## FABRIC EXCHANGE 2011-2012...BATIKS

November - orange  
December - gold  
January - light blue

February - red  
March - green  
**April - purple**

May - pink  
June - yellow  
July - turquoise

August - brown  
September - dark blue

## SECRET PAL

Don't forget to bring your Secret Pal gifts to the meeting this week. Nine months to go before the "BIG REVEAL."



## QUILT JUMBLE

Rearrange the jumbled letters to spell out a quilting term.

**O L G                      B A N I C**

The answer to the Jumble is on page 3 along with a description of this quilting term.

## RECIPE OF THE MONTH

### CHEWY IRISH COFFEE BLONDIES

**Blondies:**  
2 sticks unsalted butter  
2 c. all-purpose flour  
1 tsp. baking powder  
¼ tsp. baking soda  
2 c. packed light-brown sugar  
3 Tbsp. freshly ground coffee  
salt  
2 large eggs  
1 tsp. pure vanilla extract  
½ c. sliced almonds, skin on

**Glaze:**  
1 Tbsp. melted butter, warm  
2 Tbsp. Irish whiskey  
¾ c. confectioners' sugar, sifted



Make the blondies: Preheat oven to 350 degrees. Butter a 9-by-13-inch baking pan, and line with parchment so that it overhangs on all sides. Butter parchment. Whisk together flour, baking powder, and baking soda.

Melt butter, and pour into a mixing bowl with brown sugar, ground coffee, and 1 teaspoon salt. Stir to combine. Stir in eggs and vanilla extract. Stir in flour mixture until just combined. Pour batter into pan, and sprinkle with almonds. Bake 27 to 30 minutes, depending on how chewy you like your blondies (a shorter baking time results in a chewier blondie). Let cool completely.


Make the glaze: Whisk together butter and whiskey. Gradually whisk in confectioners' sugar until glaze is thick but pourable (you may not need all the sugar). Using a spoon or a pastry bag fitted with a plain round tip, drizzle glaze over blondies in a rough crosshatch pattern. Let glaze dry 1 hour. Cut blondies into 2-inch squares.

Recipe from Martha Stewart

## BLOCK OF THE MONTH

### “Pretty Flower for Mystery BOM

Cut a 4" square of background fabric. Flower pattern is sized for fusible. If you want to turn needle applique, add seam allowance. Using preferred method, applique flower and leaves on background fabric.



## REFRESHMENTS

**MAY 2**

**Baked Goods:** Linda Garthe & Milly Skean

**Fruit or Veggie:** Judy Peters

**Cold Drink:** Elizabeth Snead

**MAY 16**

**Baked Goods:** Margie Allen & Sue Kehl

**Fruit or Veggie:** Judy Shafer

**Cold Drink:** Shirley Horning

## WE'VE GOT A WINNER

Congratulations to Joanne Gardner! She was a big winner at the Peddler's Village Quilt Show earlier this year...

Traditional - Honorable Mention

Quilted Clothing - 3rd Place

Traditional Amish - 2nd Place




## NEW BOOKS ON THE MARKET


### **Skinny Quilts**

*By Kim Schaefer*

Kim Schaefer's latest designs shine a spotlight on slender spaces! These quick, skinny quilt projects are a great way to bring a scrap stash to life. Accent those special little spots in any home with a splash of color and personality.



sees them as courageous and fascinating women; to celebrate them she's written this book inspired by traditional quilts from the early 19th century and on. You'll learn the history of several First Ladies from Martha Washington to Mary Todd Lincoln, as well as learn where the traditional applique and pieced block designs originated from. Includes full-sized patterns and a student art gallery of finished quilts for inspiration.




### **Tales of First Ladies**

*By Eleanor Burns*

Eleanor Burns will show you how to make traditional quilt blocks designed to honor the brave First Ladies from our past. The roll of the First Lady has evolved over the centuries, and Eleanor

## QUILT JUMBLE ANSWER



**Log Cabin:** A quilt pattern in which narrow fabric strips, or logs, surround a center square to form a block. These may be pieced from strips or sewn onto a

foundation of paper or fabric. The blocks have many variations including the pineapple block.

## UPCOMING AREA EVENTS

**Garden of Quilts** - March 2-4, 2012. Presented by Susquehanna Valley Quilters, over 100 quilts made by guild members will be on display, a Quilter's Corner featuring hand-crafted items, vendor booths at Hughesville Fire Hall, Hughesville, PA. For more information visit [susvalleyquilters.org/our2012quiltsshow.html](http://susvalleyquilters.org/our2012quiltsshow.html).

**AQS Lancaster Quilt Show** - March 14-17, 2012. At the Marriott at the **Lancaster County Convention Center**. For more information visit [aqss-hows.com/AQSLancaster/](http://aqss-hows.com/AQSLancaster/).

**ArtQuilt Elements 2012** Wayne Art Center Wayne P.A. This is the 10th Exhibition of the internationally acclaimed AQE show set in suburban Philadelphia. This is a juried ART Quilt show. [www.artquilelementsentry.com](http://www.artquilelementsentry.com) Show is March 30 - May 13, 2012

**2012 Relief Sale** - April 13-14, 2012. Since 1957, all sale day proceeds, benefit the worldwide relief efforts of Mennonite Central Committee which include aid to the victims of poverty and other man-made and natural disasters. At the **Farm Show Complex**, Harrisburg, PA. For more information visit [www.pareliefsale.org/default.aspx](http://www.pareliefsale.org/default.aspx).

**York Quilters' Guild Presents "Celebration of Quilts 2012"** - June 23 -24. York Expo Center (Fairgrounds), 334 Calisle Ave., Route 74, York, PA. For registration or other details, call Janet at 717-792-5617 or visit <http://www.celebrationofquilts.com/>.

**Quilters Unlimited 39th Annual Quilters Unlimited Show** - June 1-3, 2012. At **Dulles**

**Expo Center**, South Building, Chantilly, VA. For more information visit [www.quiltersunlimited.org/show.htm](http://www.quiltersunlimited.org/show.htm).

**Quilts, Quilts, Quilts** - July 21, 2012 from 10 am – 2 pm The **Alapocas Run State Park's** 2nd Annual Quilting Event at the **Blue Ball Barn**, located off Route 202 Wil- mington, Delaware.

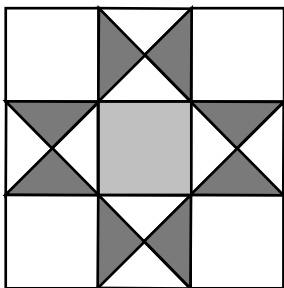
**Quilt Odyssey** - July 26-29, 2012. At the **Hershey Lodge & Convention Center** in Hershey, PA 17033. For more information visit [server7.pacecomputing.com/quiltodysseycom/www/index.php](http://server7.pacecomputing.com/quiltodysseycom/www/index.php).

**Pennsylvania National Quilt Extravaganza XVIII** - September 13-16, 2012. Presented by Mancuso Show Management, the largest and most prominent quilting arts event in the Northeast all under one roof at the **Greater Philadelphia Expo Center**, Phoenixville, PA. For more information visit [www.quiltfest.com/activities.asp?id=4](http://www.quiltfest.com/activities.asp?id=4).

**Airing of the Quilts Outdoor Quilt Show** - October 6, 2012. Rain or Shine. Presented by **Endless Mountain Quiltworks** hundreds of quilts hanging from buildings, homes, storefronts, and porches all along the street of a scenic town known as the gateway to the Endless Mountains , at Tunkhannock, Pennsylvania. For more info visit [www.airingofthequilts.com/](http://www.airingofthequilts.com/).




**Making Memories...**a fat quarter century of quilts- October 20-21,2012. Presented by the Brandywine Valley Quilters honor their 25th anniversary as a guild For more info visit [www.brandywinevlyquilters.org/](http://www.brandywinevlyquilters.org/).

## MINI BLOCK



### APRIL: BLOCK 8 (6" finished)

#### CUTTING INSTRUCTIONS

-  **Dark:** cut two 3½" squares
-  **Medium:** cut one 2½" square
-  **Light:** cut two 3½" squares & four 2½" squares

#### SEWING INSTRUCTIONS

1. Sew four QSTs using the two dark and light 3½" squares. Trim to 2½."
2. Piece block, using the illustration for placement.

## APRIL BIRTHDAYS

4th **ROSEMARY GEISLER**

4th **MILLY SKEAN**

9th **AMY SMITH-MONIZ**

14th **MELINDA NOVTRAK**

20th **KATHIE TRAVIS**

20th **SUE KEHL**

20th **CATHY NELSON**

28th **MARYLOU BORYTA**

30th **LINDA WRIGHT**

To keep your ironing surface clean, press freezer paper to the top of your ironing surface (shiny side down) when you are (1) fusing fabrics or (2) paper piecing with papers that were created on a printer/copier. The freezer paper can easily be removed when you are done.

Our Guild meets on the first and third Wednesday of each month, with a special basting meeting on the fifth Wednesday. We meet at the First United Church of Christ, 145 Chestnut Street, Spring City, PA 19475. Babysitting is available if arranged in advance with Jean Atwood. Dues are \$15 per year and guests are always welcome.

Elizabeth Snead, has more membership information.

Our newsletters are now on-line. Check us out at our website

[loosethreadsquilters.org](http://loosethreadsquilters.org)



# YAHOO, THE TEA IS OVER

Congratulations to everyone on another successful Tea. Thanks to everyone for all your hard work.

Thanks to Susan Glaser and Linda Garthe for their "especially hard work" as Tea Chairs.

Congratulations to Lenore Clarke and Linda Hamel for winning Viewer's Choice!



*Kitchen Crew*



*Sore Feet!!!*



*Raffle Quilt*



*Quilt Show*



*Book Sale*

*Craft Sale*



*Dessert!!!*