

THE LOOSE THREADS

NEWSLETTER

January 2012

www.theloosethreadsquilters.org

Volume 17: Issue 1

President: Carolyn Thompson

Vice President: Elizabeth Snead


Secretary: Joanne Cantwell

Treasurer: Linda Hamel

Babysitting: Jean Atwood
Basting: Kathy Neiman
Block of the Month: Silvia Homa
Challenge: Debby O'Keefe
Charity Projects: Jean Sullivan
Field Trips: Cathy Nelson
Meeting Raffle: Marie Traxler
Historian: Sue Kehl

Holiday Brunch: Judy Snook
Hospitality: Gayle Hammond
Librarian: Jo Quaglia
Newsletter: Wendy Cole
Fabric Exchange: Sandy Michalec
Programs: Lenore Clarke
Raffle Quilt Design: Laurie Kelly
Raffle Quilt Tickets: Marylou Boryta

Retreats: Bernie Hughes
Secret Pal: Kristi Burtch
Speakers: Rosemary Geisler
Sunshine: Judy Shafer
Tea: Susan Glaser & Linda Garthe
Website: Lenore Clarke



A bed without a quilt is like a sky without stars.

MESSAGE FROM THE PREZ

Happy New Year! The holidays are over, and if you are like me, you FEEL very fat! Our sewing rooms are all emptied of UFO's since those Christmas projects are done and were given to family and friends (that's a joke). For me the new year means new projects that will hopefully keep me out of the kitchen and away from food and EATING! I was given a Bunny Hill pattern called Yoyoville (you guessed it, it requires 197

yo-yo's for the bed sized quilt). I only have 177 more yo-yo's to make! Don't ask me why I started this, since I have 3 grandchildren graduating from high school this year and I don't think any of them are interested in getting a yo-yo quilt!

Of course, the new guild year means preparation for our tea in March and I know that our tea committee chairmen

(Susan and Linda) can count on our cooperation and support to make it another successful fundraiser. Along with our charity raffle quilt, we have a lot of work and opportunities to sew ahead of us. It is great to be part of a group that is willing to work hard to make our guild successful in 2012.

NEW YEAR'S RESOLUTIONS FOR QUILTERS

As we face a new year and make resolutions, here are some to keep:

- I promise not to feel guilty about all the UFOs piled up around the sewing machine and in the closet.
- I promise to make something for myself this year, keep it, and hang it proudly on the wall or use it daily in the home. I deserve it.
- I promise to learn a new sewing or quilting technique and share it with at least one other person.
- I promise to clean and oil my trusty sewing machine at least once this year? Okay, maybe twice.....
- I promise not to get chocolate on the fabric while sewing.

- I promise to find all the secret fabric purchases hidden around the house and in the car trunk, and add them to my stash.
- I promise to meet with other artists/quilter/seamstresses at least once a month to inspire and support each other. Hopefully more often!
- I promise to cut up and use the most expensive fabric I own, instead of enshrining it in The Sacred Box of Special Fabric.
- I promise to try a new color that I have avoided thus far and use it in a project.
- I promise to schedule in a chunk of time for sewing on a regular basis and never break my Sewing Date with myself.

WEBSITE

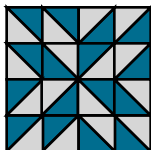
PICTURES WANTED...Our web site had a good start, but now I need your help. If you took pictures at a guild meeting, a retreat, or field trip please send them to me so I can include some on our web site. I can pull some information over from the newsletter but I can't pull pictures. Check out the web site

for December activities. Looks a little bleak. Anybody have pictures of the challenge quilts? It would be nice to have some of them on our challenge quilt tab. Just for reminders, the website is www.theloosethreadsquilters.org.

TEA VOLUNTEERS WANTED

Please volunteer to Jane Russell or Toni Hughes if you would be willing to visit a local quilt shop (Ooooh, twist my arm to visit a quilt store!!) to pick up a door prize donation for the Tea. I have had to step down from some of my responsibilities of door

prizes due to my new job. Thankfully Jane and Toni have volunteered (been volunteered?) to pick up the slack. *From Lenore Clarke.*



NAME THE QUILT BLOCK

Answer and pattern on page 4.

FABRIC EXCHANGE 2011-2012...BATIKS

November - orange
December - gold

January - light blue

February - red

March - green

April - purple

May - pink

June - yellow

July - tan

August - brown

September - dark blue

RECIPE OF THE MONTH

Here is a recipe for a tasty coffee flavored punch from Carolyn Thompson. Enjoy!

COFFEE PUNCH

1 c. instant coffee

½ c. chocolate syrup

2 quarts milk

3 quarts boiling water

2 Tbsp. rum flavoring

1 gallon vanilla ice cream

Pour 2½ quarts boiling water over coffee and stir. Add other pint of water to syrup and sugar, bring to boil and boil for 2 minutes. Add to hot coffee and cool. Refrigerate at this point so punch

will be cold. Before serving add rum and milk. Put broken up ice cream into punch bowl and pour mixture over it. Stir and serve in punch cups.



NEW BOOKS ON THE MARKET

Fuss-Free Machine Applique

By Lori Buhler

Want to make stunning blocks featuring complex-looking curves without the challenge of intricate piecing? Use this easy machine-applique method! Learn how to use interfacing and stitch perfectly smooth, curved pieces by machine. Choose from 12 applique projects in styles ranging from traditional to modern.



Special Delivery Quilts 2

By Patrick Lose

Add a handmade touch of delight to any nursery, and keep that sweet baby warm and snuggled. Patrick's designs are bright and fun, with quilt projects such as Sawtooth Star Spectrum with rainbow fabrics and Good Night Sleep Tight quilts with jumping sheep and big yellow stars.



MAKE YOURSELF A QUILT REPAIR KIT

Quilting Tip from KATY SANCHEZ:

“When I finish a new quilt I take several pieces of the leftover scraps, at least a few inches of each fabric, and I baste them together in a square or rectangle small enough to fit behind the quilt label. I place them under the quilt label and then hand stitch the label in place. If the quilt becomes torn and needs repair at some later date, the fabrics are there to repair it. They will have

been washed with the quilt each time it was washed and will be as faded as the quilt, so the repair will not be so obvious. I have had several children's quilts I have made over the years need repair and this makes it easy to find the coordinating scraps.”

From About.com: Quilting Tip of the Day.

NEW QUILT SHOP

Kathy Travis found us another fabric store. She writes that "this may be far for some but for others, no distance is too great! Around 35 miles from the church but only 1 mile from Granny's Sewing Den if you are Shop Hopping!"

If you sign-up for their newsletter on-line, they will send you a free quilt pattern. You can't beat that!

Stitchers' Dream

221 South Easton Road
Glenside, PA, 19038
<http://www.stitchersdream.com/>

My (Jean Sullivan) e-mail addresses have changed.

I would appreciate it if you would be so kind as to send me all your interesting and funny stories, cute and silly pictures and any non-business e-mails to my: Baltrus@verizon.net address.

I want to reserve my other e-mail address, Jean.Sullivan@verizon.net, for business type situations such as: medical, volunteer work, Fire Police and Fire Co. work, Quilt Guild, other Emergency means.

QUILT JUMBLE

Rearrange the jumbled letters to spell out a quilting term.

U N A T F O O N D I

I I C E P G N

The answer to the Jumble is on page 4 along with a description of this quilting term.



A stamp collector doesn't use his stamps to mail letters.
A coin collector doesn't use his coins to buy Cokes.



WHY SHOULD I USE MY FABRIC COLLECTION FOR ANYTHING????

UPCOMING AREA EVENTS

Mid-Atlantic Quilt Festival XXIII - February 23-26, 2012.

Presented by Mancuso Show Management, a compilation of quilting, fiber arts, and wearable arts. It's the perfect place for quilt enthusiasts and textile artists to meet, shop, learn and explore their art all under one roof at the [Hampton Roads Convention Center](#), Hampton, Virginia. For more information visit www.quiltfest.com/activities.asp?id=8.

The Quilt Fest of New Jersey VIII - March 1-4, 2012.

Presented by Mancuso Show Management, featuring a Merchants Mall offering the best in fabrics, notions, sewing machines, wearable art, embroidery and everything for the quilter and home sewer at the [Garden State Exhibit Center](#), Somerset, NJ. For more information visit www.quiltfest.com/activities.asp?id=30.

Garden of Quilts - March 2-4, 2012. Presented by Susquehanna Valley Quilters, over 100 quilts made by guild members will be on display, a Quilter's Corner featuring hand-crafted items, vendor booths at Hughesville Fire Hall, Hughesville, PA. For more information visit susvalleyquilters.org/our2012quiltshow.html.

AQS Lancaster Quilt Show - March 14-17, 2012. At the Marriott at the [Lancaster County Convention Center](#). For more information visit aqss-hows.com/AQSLancaster/.

ArtQuilt Elements 2012. Wayne Art Center, Wayne P.A. This is the 10th exhibition of the internationally acclaimed AQE show set

in suburban Philadelphia. This is a juried Art Quilt show. www.artquilelementsentry.com. Show is March 30 - May 13, 2012.

2012 Relief Sale - April 13-14, 2012. Since 1957, all sale day proceeds, benefit the worldwide relief efforts of Mennonite Central Committee which include aid to the victims of poverty and other man-made and natural disasters. At the [Farm Show Complex](#), Harrisburg, PA. For more information visit www.pareliefsale.org/default.aspx.

Quilters Unlimited 39th Annual Quilters Unlimited Show - June 1-3, 2012. At [Dulles Expo Center](#), South Building, Chantilly, VA. For more information visit www.quiltersunlimited.org/show.htm.

Quilt Odyssey - July 26-29, 2012. At the Hershey Lodge & Convention Center in Hershey, PA 17033. For more information visit server7.pacecomputing.com/quiltodyssey.com/www/index.php.

Pennsylvania National Quilt Extravaganza XVIII - September 13-16, 2012. Presented by Mancuso Show Management, the largest and most prominent quilting arts event in the Northeast all under one roof at the [Greater Philadelphia Expo Center](#), Phoenixville, PA. For more information visit www.quiltfest.com/activities.asp?id=4.

BUSINESS MEETING RAFFLE

February 1: Gayle Hammond

March 7: Amy Smith-Moniz

April 4: Sue Kehl

May 2: Linda Hamel

June 6: Laurie Kelly

July 4: Jo Quaglia

August 1: Margie Allen

September 5: Jean Sullivan

QUILT CHAT

For all our knitters out there...do you need a new project for the new year? Here is a free pattern for a cozy warm throw from Purlbee...<http://www.purlbee.com/eleventh-hour-blanket/2011/11/29/whits-knits-eleventh-hour-blanket.html>




Jean Sullivan wanted to share this story about a quilter from Texas..."THIS IS AWESOME, YOU MUST WATCH IT. It will

give you a lift even if you didn't think you needed one! WHAT AN INSPIRATION, IF ONLY WE ALL COULD THINK THE WAY SHE DOES - LET'S COUNT OUR BLESSINGS AND BE THANKFUL." http://www.youtube.com/watch_popup?v=7lfaSmDxVZQ.

Here is a free redwork pattern along with a recipe for a Chocolate Beet Layer Cake. <http://www.birdbraindesigns.net/products/799-freebie-fruit-veggie-towels-beets.aspx>.



NAME THE QUILT BLOCK



ANNIE'S CHOICE (12" Block)



Cut eight 4" squares



Cut eight 4" squares

1. Sew HSTs from the blue & gray squares. Trim to 3½."
2. Assemble these HSTs into a 12" block, using the illustration for placement.

QUILT JUMBLE ANSWER



Foundation Piecing: Assembling a Block by sewing pieces to a foundation of Muslin or plain

fabric, also for adding strength and stability to delicate or stretchy fabrics.

REFRESHMENTS

FEBRUARY 1st

Baked Goods: Joyce Stemple & Kathy Neiman

Fruit or Veggie: Jean Nalbandian

Cold Drink: Pat Phillion

FEBRUARY 15th

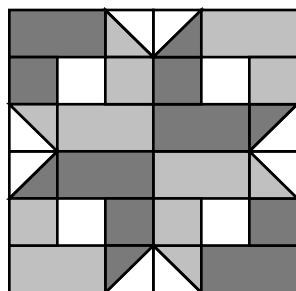
Baked Goods: Judy Snook & Gayle Hammond

Fruit or Veggie: Joan Markowitz

Cold Drink: Kristi Burtch

MINI BLOCK

JANUARY: BLOCK 5 (6" finished)



CUTTING INSTRUCTIONS



Dark: cut four 1½" x 2½" rectangles, cut four 1½" squares & two 2" squares



Medium: cut four 1½" x 2½" rectangles, cut four 1½" squares & two 2" squares



Light: cut four 1½" squares & four 2" squares

SEWING INSTRUCTIONS

1. Make HST with the 2" squares (four dark with light & four medium with light). Trim to 1½."
2. Sew block together using the illustration for placement.

JANUARY BIRTHDAYS

1st **TAKAKO PIKE**

14th **MOLLY GEHRING**

25th **JUDY QUINTAS-GORMAN**

HOLIDAY BRUNCH

THANKS to the Holiday Brunch Committee for pulling off another great party. The food, the decorations and all your hard work made for a great celebration. Thank you Carolyn Ferrandino, Gayle Hammond, Joan Markowitz, Melinda

Novatnak, Barb Painter, Milly Skean, Judy Snook and Marie Traxler. A JOB WELL DONE!!!

QUILT CHALLENGE 2011



Congratulations to all the winners and all the participants. GREAT WORK!!!

QUILT CHALLENGE 2012

Your challenge is to make not one, but two complementary quilts. Technique, color, fabric are all up to you. The two quilts should in some way complement each other, in color, design, technique, whatever your imagination envisions. Both quilts could be an appropriate size for a Priority Alzheimer's quilt (9" x 12," no exceptions). Both quilts do not have to be the same size.

Rule (there is only one):

Quilters must submit 2 quilts that are no larger than 12" x 18" inches. We will measure and we will have no mercy. Please pin your two quilts to a single piece of muslin for display (your name on the back of the muslin).

Awards (each pair of quilts will be eligible for only one prize)

- First Finished (show it to a committee member)
- Participation (randomly drawn from all entries)

Quilts can win only one of the following awards:

- Best embellishment
- Best interpretation of the theme
- Viewer's Choice (we will award the top three, in no particular order)
- Judge's Choice (each committee member will choose a favorite and award her own prize to that quilter)

QUILT ODYSSEY ENTRY

The quilt contest entry form is now available for the 2012 Quilt Odyssey show in Hershey, July 26 - 30. You can download the form at <https://server7.pacecomputing.com/quiltodyssey.com/www/graphics/file/Contest-Online-Entry-Form.pdf>.

**A scrap piece of batting will pick up loose threads
off your sewing room floor, quick as a jiffy.
Scratchier type batting works best.**

A thought for the new year from Jean Sullivan!!!



Our Guild meets on the first and third Wednesday of each month, with a special basting meeting on the fifth Wednesday. We meet at the First United Church of Christ, 145 Chestnut Street, Spring City, PA 19475. Babysitting is available if arranged in advance with Jean Atwood. Dues are \$15 per year and guests are always welcome.

Elizabeth Snead, has more membership information.

Our newsletters are now on-line. Check us out at our website

loosethreadsquilters.org