

THE LOOSE THREADS

NEWSLETTER

March 2012

www.theloosethreadsquilters.org

Volume 17: Issue 3

President: Carolyn Thompson

Vice President: Elizabeth Snead


Secretary: Joanne Cantwell

Treasurer: Linda Hamel

Babysitting: Jean Atwood
Basting: Kathy Neiman
Block of the Month: Silvia Homa
Challenge: Debby O'Keefe
Charity Projects: Jean Sullivan
Field Trips: Cathy Nelson
Meeting Raffle: Marie Traxler
Historian: Sue Kehl

Holiday Brunch: Judy Snook
Hospitality: Gayle Hammond
Librarian: Jo Quaglia
Newsletter: Wendy Cole
Fabric Exchange: Sandy Michalec
Programs: Judy Peters
Raffle Quilt Design: Laurie Kelly
Raffle Quilt Tickets: Marylou Boryta

Retreats: Bernie Hughes
Secret Pal: Kristi Burtch
Speakers: Rosemary Geisler
Sunshine: Judy Shafer
Tea: Susan Glaser & Linda Garthe
Website: Lenore Clarke



Count your blessings - Stitch them one by one.

MESSAGE FROM THE PREZ

Our only yearly fund raiser is just around the corner. Every team leader and committee is busy collecting, planning and making preparations for this event so it will be a success.

As you know, this is a tougher than usual year of planning for the tea chairmen because of the need to rethink the way we have always done things. It was not just making minor changes by taking suggestions from last year and incorporating them in where appropriate. A lot of obstacles stood in the way, much of the process needed to be reworked and that has not been easy. Just think back when every year we are asked for suggestions on how to improve the process, we always have our opinions about what we can do differently. This year, it was like starting all over again, like we had never done a tea before. I am sure it will not be perfect (none ever are or we would not have

suggestions). Let's stay positive and support our chairmen for their hard work and planning. They did not know about this challenge when they signed up to serve in this capacity but they faced it "head on" and are making the best of the situation. Next year we will be faced with a similar challenge when we find a new facility to hold our tea and possibly our meeting place as well. This is a time for change for our guild and we will get through it. Change is hard! It has been said that if you are not changing, you are not growing! So let's think of this change as "growing" and a new phase for Loose Threads Quilt Guild.

Our guest will see our new challenges and will understand our need for the changes. We provide a pleasant day and program for our guests and they will overlook any minor inconveniences they may face.

FEBRUARY MINUTES

President Carolyn Thompson called the meeting to order at 10:00am. There were no guests.

New Business: Shirley Buckwalter and Kristi Burtch will coordinate the Loose Threads exhibits at a Quilt Show at Shannondell from June 15-July 13. Loose Threads can show 15 quilts, all sizes, and a commission of 30% is available to guild members if their quilts sell. It was reported that the January Phoenix Village Art Center Show was a success and quilts were returned to exhibitors today.

The Nominating Committee (Bernie Hughes and Judy Snook) was reminded to start their search for new officers.

Tea: Susan Glaser

- Tea committees will meet during the mid-February meeting (Feb. 15)
- The new layout for room assignments for the Tea will be available
- Members were urged to sign up for food and reminded to bring both casseroles plus cookies or muffins

- Fabric for the yard sale can come in at the March meeting
- Commission on member-made crafts remains at 10%
- Chinese auction is looking for items
- A Basket of Wool is being assembled
- Tea blocks must be turned in by February 15.

Membership: No change - 50 members and one on waiting list.

Basting: Contact Kathy Neiman if you have questions regarding basting.

Block-of-the-Month: Sylvia Homa demonstrated this month's mystery block.

Challenge: Directions are in the Newsletter.

Charity Projects are being distributed.

Fabric Exchange is on target.

Field Trips: Cathy Nelson distributed a sign-up sheet for a bus trip to the Lancaster Quilt Show on February 16.

Librarian Jo Quaglia introduced some new books purchased for the library.

Newsletter: After serving as Newsletter Editor for 5 years, Wendy Cole will retire from this role at the end of this year. The Guild is looking for interested parties to replace her.

Programs: Fabric to make tea aprons is available from Judy Peters. An apron fashion show is planned for the March business meeting.

Raffle Quilt: Laurie Kelly reported that the raffle quilt is coming together and looking good. All blocks should be returned by the meeting on February 15. Proceeds from ticket sales for the charity quilt will go to an undetermined charity. A number of potential charity candidates were identified; the raffle quilt committee will narrow the list and bring it to the next meeting for a membership vote.

A WORD FROM THE WEBMASTER

Have you ever wanted to be a roving reporter? a Lois Lane? Cub Cadet?

Here's your chance. To make our website interesting and exciting, I need someone who can update me on what happened at each meeting, a few pictures of the speaker, projects that were finished, a delicious dessert. You get to pick.

Tell me a story...

"Linda's raspberry trifle was out of this world. Here's the empty plate to prove it!"

NOTES FROM THE LIBRARY

The New Listing is now available on our website and contains a subject category. The listing is available in both pdf and excel formats. The pdf version should be readable by all and contains the book list arranged by title. The excel format has the book listings sorted by title, author and subject. There will also be a hardcopy of the listing available in the book rack.

New additions to the library:

2011 Quilting Stencil Catalogue from Stem Source

Appliqué Jubilee from McCall's Quilting

Cosy Nights by Barb Adams & Alma Allen

QUILT JUMBLE

Rearrange the jumbled letters to spell out a quilting term.

Y P N E N

Q A E S U R S

The answer to the Jumble is on page 3 along with a description of this quilting term.

NEW MEMBER

Antionette Hughes is a retired Family & Consumer Science teacher at Downingtown High School. She and her husband have lived in Downingtown for 23 years. They have two daughters and two grandchildren.

Antionette has been quilting for 10 years and she especially likes paper piecing. She also enjoys baking and other various crafts. Marylou Boryta and Jane Russell told her about Loose Threads. Welcome to our Guild!

REFRESHMENTS

APRIL 4

Baked Goods: Joanne Cantwell & Geri Dulis

Fruit or Veggie: Amy Smith-Moniz

Cold Drink: Cathy Nelson

APRIL 18

Baked Goods: Takako Pike & Marylou Boryta

Fruit or Veggie: Kristi Burtch

Cold Drink: Melinda Novatnak

Retreats:

- A sign-up sheet for a weekday retreat at Blue Lake from March 26-30 was circulated. Cost is \$20/night plus a portion of the cleaning fee.
- The next retreat at North Mountain is scheduled on June 22-24. A down payment of \$37 is due to Marylou Boryta. North Mountain is also reserved for Loose Threads on September 21-23.
- Details on a July retreat at St. Mary's in Elverson will be updated later.

Secret Pal: The March theme is Health.

Speakers: Rosemary Geisler has confirmed speaker Barbara Garrett for March 21 and Pat Sloan on September 19.

Meeting adjourned at 11:15 and was followed by Show and Tell.

"Debby really took last month's workshop to heart. She made up 5 new tote bags since then, and a picture."

"We all enjoyed a good laugh when Jean shared an anecdote about the trials and tribulations of making this quilt...and a pix."

Think about volunteering for this creative opportunity. It can even be shared with another person. I just need eyes and ears on the ground.

I am most sincerely grateful. *Lenore Clarke*

Quilt As desired (a Loose Threads Mystery) by Arlene Sachitano
Quilter's Academy Vol. II & Vol. III by Harriet & Carrie Hargrove
Quilting Stencil Catalog from Quilting Creations International
Teach Yourself to Hand Quilt from Better Homes & Gardens
The Ultimate Quilting & Patchwork Companion by Isabel Stanley & Jenny Watson

As a reminder, in order to conserve space on the mobile book rack, all novels are now kept in the Maple Room.

UPCOMING AREA EVENTS

Garden of Quilts - March 2-4, 2012. Presented by Susquehanna Valley Quilters, over 100 quilts made by guild members will be on display, a Quilter's Corner featuring hand-crafted items, vendor booths at Hughesville Fire Hall, Hughesville, PA. For more information visit susvalleyquilters.org/our2012quiltshow.html.

AQS Lancaster Quilt Show - March 14-17, 2012. At the Marriott at the Lancaster County Convention Center. For more information visit aqss-hows.com/AQSLancaster/.

Celebrate 25! Quilt Show - presented by County Line Quilters. March 24 - 25, 10 am to 5 pm at Archbishop Wood High School, 655 York Rd., Warminster, PA 18974.

ArtQuilt Elements 2012. Wayne Art Center, Wayne P.A. This is the 10th exhibition of the internationally acclaimed AQE show set in suburban Philadelphia. This is a juried Art Quilt show. www.artquilelementsentry.com. Show is March 30 - May 13, 2012.

2012 Relief Sale - April 13-14, 2012. Since 1957, all sale day proceeds, benefit the worldwide relief efforts of Mennonite Central Committee which include aid to the victims of poverty and other man-made and natural disasters. At the Farm Show Complex, Harrisburg, PA. For more information visit www.pareliefsale.org/default.aspx.

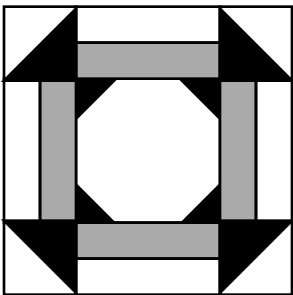
Quilters Unlimited 39th Annual Quilters Unlimited Show - June 1-3, 2012. At Dulles Expo Center, South Building, Chantilly, VA. For more information visit www.quiltersunlimited.org/show.htm.

Quilt Odyssey - July 26-29, 2012. At the Hershey Lodge & Convention Center in Hershey, PA 17033. For more information visit server7.pacecomputing.com/quiltodyssey.com/www/index.php.

Pennsylvania National Quilt Extravaganza XVIII - September 13-16, 2012. Presented by Mancuso Show Management, the largest and most prominent quilting arts event in the Northeast all under one roof at the Greater Philadelphia Expo Center, Phoenixville, PA. For more information visit www.quiltfest.com/activities.asp?id=4.

International Quilt Festival Houston - November 1-4, 2012 George R. Brown Convention Center, Houston, TX. Show Hours: Wed., Oct 31 (Preview Night) - 7-10 p.m., Thurs. - Sat. - 10 a.m. - 7 p.m. and Sun. 10 a.m. - 4 p.m. Ticket prices: \$10 daily adult, \$8 seniors & students, Children 10 and under free, \$10 Preview Night (includes one free additional day) and \$35 Full Show Pass (includes Preview Night).

BLOCK OF THE MONTH



- ❖ 2 light $3\frac{1}{4}$ " square blocks, 1 light $3\frac{1}{2}$ " square block and 1 light strip $1\frac{3}{4}$ " x 15"
- ❖ 1 medium strip $1\frac{3}{4}$ " x 15"
- ❖ 2 dark $3\frac{1}{4}$ " squares and 4 dark $1\frac{1}{4}$ " squares

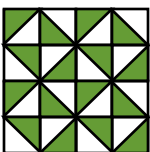
Add the $1\frac{1}{4}$ " squares to the $3\frac{1}{2}$ " square corners. Trim and press. Stitch together the two 15" strips. Press to the darker side and cut into $3\frac{1}{2}$ " units. With light on top of dark $3\frac{1}{4}$ " squares, draw a diagonal line across and sew $\frac{1}{4}$ " on either side of line. Cut on the drawn line and press to the dark. Assemble block as shown.

NEW QUILT SHOP ALERT!!!



The Quilt Ledger
326 North Bridge Street
Christiana, PA 17509
610-793-7300
www.thequiltledger.com

Joanne Cantwell saw an add in the Daily Local News (West Chester) for "The Quilt Ledger," a recently opened quilt and fabric shop in Christiana. Christiana is on Route 372 in Lancaster County, just over the line from Chester County, beyond Parkesburg, It's convenient to routes 30 and 41. Across the street is "The Christiana House" which is advertised for quilting and scrapbooking retreats. Check it out on or phone 610-793-7300.



NAME THE QUILT BLOCK

Answer and pattern on page 5.

QUILT JUMBLE ANSWER



Penny Squares: Small simple designs marked on muslin quilt block patterns for embroidery which were popular in

the late 1800s and after. They cost one cent each, the look was similar to the redwork patterns popular later.

RECIPE OF THE MONTH

Despite its name, Hummingbird cake is not made from or for hummingbirds. It is a moist, flavorful cake made from a relatively simple recipe. Many speculate that the cake's name is due to its sweetness, but the origin of the cake remains a mystery.

HUMMINGBIRD CAKE

Batter:

1½ c. chopped pecans
3 c. flour
2 c. sugar
1 tsp. baking soda
1 tsp. cinnamon

½ tsp. salt
3 eggs
1¾ c. mashed ripe bananas (4ish)
8 oz can crushed pineapple (undrained)
¾ c. oil
1½ tsp. vanilla

Glaze:

4 oz. cream cheese, softened
2 c. powdered sugar, sifted
1 tsp. vanilla
1 to 2 Tbsp. milk

Batter: Preheat oven to 350.° Bake pecans in a single layer in a shallow pan for 8-10 minutes or until toasted and fragrant, stirring half way through. Stir together flour, sugar, baking soda, cinnamon and salt in a large bowl. Stir in eggs, banana, pineapple, oil and vanilla, stirring until just moistened Stir in 1 c. pecans. Spoon batter into a greased and floured bundt pan. Bake for 1 hour to 1 hour and 10 minutes or until a toothpick inserted in cake comes out clean. Cool in pan for 15 minutes. Remove from pan and cool.

Glaze: Process cream cheese, powdered sugar, vanilla and 1 Tbsp. of milk in a food processor until well blended. Add remaining milk, 1 tsp. at a time, until the glaze is smooth and it is the right consistency. Pour glaze over cooled cake and sprinkle with the remaining ½ c. of pecans.

Recipe from "Southern Living," February 2012

MARCH BIRTHDAYS

4th **SUSAN GLASER**
9th **GAYLE HAMMOND**

16th **KITI WILLIAMS**
19th **JO QUAGLIA**

25th **MARIE TRAXLER**

F.Y.I.

Infant Condolence Quilts: These quilts are made for the NICU (Neonatal Intensive Care Unit) nurses at Montgomery Hospital in Norristown. The nurses give them to the grieving parents that have lost a child.

Condolence Quilts are made in the following sizes: Extra Small, 14 - 16 inches, Small, 16 - 18 inches, Medium, 18 - 20 inches

and Large, 20-24 inches. Soft white or ivory muslin is used for the fabric and the quilt can be finished using matching lace or eyelet ruffle trim. This small quilt is an excellent way to practice your hand quilting.

NEW BOOKS ON THE MARKET

It's Quilting Cats & Dogs By Lynette Anderson

For David & Charles Books. 17 stitchery and patchwork projects for you to treasure! Full of fun cat & dog quilts, purses, pincushions and more! [http://webstore.quiltropolis.net/stores_app/Browse_Item_Details.asp?](http://webstore.quiltropolis.net/stores_app/Browse_Item_Details.asp?Shopper_id=7103316554710&Store_id=186&page_id=23&Item_ID=15871)

[Shopper_id=7103316554710&Store_id=186&page_id=23&Item_ID=15871](http://webstore.quiltropolis.net/stores_app/Browse_Item_Details.asp?Shopper_id=7103316554710&Store_id=186&page_id=23&Item_ID=15871)



More Fat Quarter Winners By Monique Dillard

Some quilts beg to be snuggled under, hot cocoa in hand. Renowned pattern maker, Monique Dillard, delivers plenty of just such quilts in this jam-packed book. Quiltmaking basics for 11 fat-quarter quilts demonstrate how stash scraps can create interesting interplay that's both familiar and fresh. These handsome Americana-style quilts are comforting and cozy and perfect for everyday enjoyment. You will also learn clever shortcuts and streamlined techniques for easy piecing. Get your PRE-ORDER in now for anticipated delivery of Mar. 2012.



FABRIC EXCHANGE 2011-2012...BATIKS

November - orange
December - gold
January - light blue

February - red
March - green
April - purple

May - pink
June - yellow
July - tan

August - brown
September - dark blue

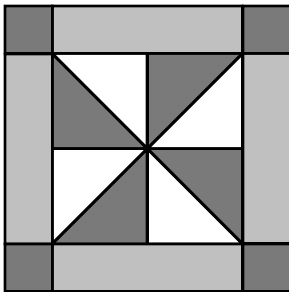


USE THE MINI M&M CONTAINERS TO HOLD THREADED BOBBINS






MINI BLOCK

MARCH: BLOCK 7 (6" finished)



CUTTING INSTRUCTIONS

-  **Dark:** cut four 1½" squares and two 3" squares
-  **Medium:** cut four 1½" x 4½" rectangles
-  **Light:** cut two 3" squares

SEWING INSTRUCTIONS

1. Sew four HSTs with the light and dark squares. Trim to 2½." Sew together to make a pinwheel as shown in the illustration.
2. Sew a medium rectangle to two sides of the pinwheel.
3. Sew a 1½" square the ends of 2 of the medium rectangles.
4. Assemble the block as shown in the illustration.

RICKY TIMS SEMINAR

Are you a fan of Ricky Tims? If so, this seminar is just for you...

Coming to the Rochester, NY area!
July 12-14, 2012
Gordon Field House-Rochester Institute of Technology
Ricky Tims, Alex Anderson, and Libby Lehman

A message from Ricky Tims....Hey everybody! I'm very excited about the opportunity to bring the Ricky Tims Super Quilt Seminar to quilters in Rochester and the surrounding region. The seminar is like quilting on steroids. I've turned up the excitement by including renown quilt celebrities and quilting experts Alex Anderson and Libby Lehman!

I promise, this educational event for quilters is not like any other quilting experience. You can expect to come away with more ideas and techniques than you can imagine. There is no sewing, no supply list, and no UFOs to take home. Everyone attends all sessions so you do not have to pick and choose your teachers or classes. Expect to leave the seminar with renewed

confidence and enthusiasm.

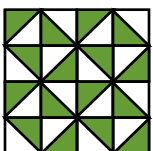
Over the two and a half days of the seminar you will learn lessons suited for experienced quilters, novice quilters, traditional quilters and contemporary quilters. You will learn simple, efficient techniques and explore the principles for successful original designs. If that were not enough, the seminar is loaded with projects that will allow you to try the various techniques when you get back to your sewing studio. Prepare to have your head spinning with excitement.

All of the sessions are enlightening and insightful and we all do our best to keep you laughing and entertained while bringing you the best we have to offer.

GET A TASTE OF THE SEMINAR and WATCH the 4-minute VIDEO at www.rickytims.com/seminar-main.

NAME THE QUILT BLOCK ANSWER

BROKEN DISHES (12" Block)



-  Cut eight 4" squares
-  Cut eight 4" squares

1. Sew sixteen HSTs. Trim to 4½."
2. Assemble the block using the illustration for placement.

BUSINESS MEETING RAFFLE

April 4: Sue Kehl

June 6: Laurie Kelly

August 1: Margie Allen

May 2: Linda Hamel

July 4: Jo Quaglia

September 5: Jean Sullivan

If you have a very large piece of backing which must be prewashed, try this trick to prevent twisting and fraying as it is washed and dried. Open up the large piece of fabric and machine baste the top and bottom edges (not the selvedge edges) together. Place this in your washer around the center spindle. Wash as desired. When removing from washer dry in clothes dryer and then remove the basting stitches.

Our Guild meets on the first and third Wednesday of each month, with a special basting meeting on the fifth Wednesday. We meet at the First United Church of Christ, 145 Chestnut Street, Spring City, PA 19475. Babysitting is available if arranged in advance with Jean Atwood. Dues are \$15 per year and guests are always welcome.

Elizabeth Snead, has more membership information.

Our newsletters are now on-line. Check us out at our website

loosethreadsquilters.org