

# THE LOOSE THREADS

## NEWSLETTER

November 2011

[www.loosethreadsquilters.org](http://www.loosethreadsquilters.org)

Volume 16: Issue 11

President: Carolyn Thompson Vice President: Elizabeth Snead Secretary: Joanne Cantwell Treasurer: Linda Hamel

**Babysitting:** Jean Atwood  
**Basting:** Kathy Neiman  
**Block of the Month:** Silvia Homa  
**Challenge:** Debby O'Keefe  
**Charity Projects:** Jean Sullivan  
**Field Trips:** Cathy Nelson  
**Meeting Raffle:** Marie Traxler  
**Historian:** Sue Kehl

**Holiday Brunch:** Judy Snook  
**Hospitality:** Gayle Horning  
**Librarian:** Jo Quaglia  
**Newsletter:** Wendy Cole  
**Fabric Exchange:** Sandy Michalec  
**Programs:** Lenore Clarke  
**Raffle Quilt Design:** Laurie Kelly  
**Raffle Quilt Tickets:** Marylou Boryta

**Retreats:** Bernie Hughes  
**Secret Pal:** Kristi Burtch  
**Speakers:** Rosemary Geisler  
**Sunshine:** Judy Shafer  
**Tea:** Susan Glaser & Linda Garthe  
**Website:** Lenore Clarke



**“Warning: this vehicle stops at all fabric shops.”**



## MESSAGE FROM THE PREZ

Here it is November and it is the beginning of the “holiday season.” I suppose we are all busy working on seasonal wall hangings, table runners, and Christmas gifts. That was the case for many of us at the Blue Lake retreat. There was a mixture of oranges and fall colors along with Christmas fabrics. There was even someone working on a beach theme table runner. We had it all, new projects, children’s quilt and projects that were not completed or touched since our last retreat in July! What a good feeling it is to work on all of those projects that we sometimes find hard to get to at home. Spending time with our “quilting friends” provides such a wonderful opportunity to

learn new techniques, seek the counsel of other quilters while experiencing and enjoying one another’s company as well as trying some new foods like farro salad and edamame! We have some good cooks in our midst! Be sure to check out our new website ([www.theloosethreadsquilters.org](http://www.theloosethreadsquilters.org)) to see just a sampling of our accomplishments. I hope if you have not gone to one of our planned retreats in the past that you will consider trying one of our three retreat choices in 2012.

Wishing you a Happy Thanksgiving and don’t forget to exercise your duty to vote on November 8th!

## OCTOBER MINUTES

Carolyn Thompson called the meeting to order at 10:00am. All were reminded that the meeting would be brief to allow new committees to meet, chat with former committees, choose their new chairman, and plan agendas for 2011-2012.

**Membership:** One Guild member has dropped to associate member, therefore Carole Cossa was welcomed as a full member with total members again numbering 50.

**Treasurer’s Report:** Balance on hand was reported.

**Field Trips** were discussed and a sign-up sheet was passed for the October trip to Winterthur.

**Quilt Display:** Guild members will have an opportunity to display their quilts at Steve’s in King of Prussia; May was chosen as the preferred month. Details will follow.

**Strip Club** is complete. Participants are challenged to finish a project using these strips by September 2012. Further information will be provided.

**Program for October** will be making greeting cards with fabric scraps. Kits and additional details will be available.

**Block of the Month** projects were revealed. Thirteen guild members displayed beautiful completed quilts or quilt tops.

**Tea:** Changes in the tea set-up and logistics were discussed.

**Business Meeting Raffle** was won by Linda Hamel.

**Retreats:** Thirteen guild members have signed up for the Blue Lake Retreat scheduled from October 11-13. Details on costs, food and directions to the site were shared.

## NEW WEBSITE

The Guild has moved to a new web server for a fresh look and easier editing. What it means to you...

1. If you have the old guild site selected as a favorite or book-marked on your computer, please delete it. If you try to connect to it, you will notice that the link is no longer active.

2. Next, connect to the following web site <http://www.theloosethreadsquilters.org/> and make this a favorite or bookmark it. To connect to the web site, either copy the yellow URL address and paste into your browser search bar; OR click on the following link, With either method select this new URL as your new favorite or bookmark.

3. Features of the new web site...You can see the newsletter (with phone numbers removed). There are show and tell pictures from last Wednesday's meeting. Samples from BJ Titus workshop, and also our BOM mystery quilt. If you check out the program tab, it will tell you what you needed for our workshop on fabric cards Oct 19. As you explore the web site, you will see an area for Members Only. It is password protected, so the "general public" doesn't have access, but you as a member will be able to have access to the membership

Meeting concluded at 10:30am followed by Show and Tell. Members then broke into committees as stated above.

Joanne Cantwell, Secretary

roster, the label for your Quilt Tea quilt you enter, the membership form, and what committee you are serving on in case you forget. I will send out the password in a separate email. I don't think it is advisable to include the web site and password in the same email....

I anticipate some hiccups. Please be patient. I advise cutting and pasting the web site <http://www.theloosethreadsquilters.org/>. I worked with Carolyn for 5-7 minutes. She was typing in the web site address, but didn't make 'threads' plural. I typed it once with a space between 'the' and 'loose.'

The web site is a work in progress. Some of the tabs have not been filled in yet. If you have ideas of what you think should be on the web site, either public or for members only, please pass it on to me.

Thanks for your patience, and enjoy the new web site. It will eventually include the links to the other guilds, and the other guilds will be sent an email for our new web site. If you have a specific guild you think should be added as links, please send me an email.

Thank you!  
Lenore Clarke

## NOVEMBER SPEAKER



*Green Peace*

Gretchen Gibbons, author of PENNIES FROM HEAVEN, will be our speaker on Nov. 16. Gretchen combines wool and cotton design patterns using applique techniques to make interesting and beautiful quilts. She will be speaking about her experiences, showing her quilts, and answering our questions about working with wool. She will have books and kits for sale. Christmas gifts? You may read more about her at her site and see examples of her work, [www.Gretchengibbons.com](http://www.Gretchengibbons.com).



*Feathered Friends*

## REFRESHMENTS

### NOVEMBER 2

**Baked Goods:** Susan Glaser & Elizabeth Snead  
**Fruit or Veggie:** Kristi Burtch  
**Cold Drink:** Cathy Nelson

### NOVEMBER 16

**Baked Goods:** Linda Garthe & Carolyn Thompson  
**Fruit or Veggie:** Sandy Michalec  
**Cold Drink:** Judy Peters

### NOVEMBER 30

**Baked Goods:** Kathy Neiman & Laurie Kelly  
**Fruit or Veggie:** Margie Allen  
**Cold Drink:** Lenore Clarke

### DECEMBER 21

**Baked Goods:** Marylou Boryta & Linda Garthe  
**Fruit or Veggie:** Jo Quaglia  
**Cold Drink:** Pat Phillion

## BEREAVEMENT QUILTS

AseraCare Hospice is looking for some quilters who might make some bereavement quilts out of loved ones clothing. Would your club be interested in providing this wonderful opportunity for grieving family members who have lost loved one? For more information contact

Marlene Malloy, Volunteer Coordinator, Aseracare Hospice, 411 Eagleville Blvd, Suite 114, Exton PA 19341, 800-517-5734 or 610-321-2701.

## QUILT JUMBLE

Rearrange the jumbled letters to spell out a quilting term.

**E E D F      S O D G**

*The answer to the Jumble is on page 4 along with a description of this quilting term.*

## BLUE LAKE RETREAT



Another successful retreat. Lots of sewing, talking, shopping and eating, of course. What a great venue for a



quilt retreat. Thanks to Caroline Thompson and the Retreat Committee for all their hard work.

## UPCOMING AREA EVENTS

**Quilt Art: International Expressions.** September 10 - December 31. 40 Contemporary Quilts from nine countries is at the James Michener Art Museum, in the Fred Beans Gallery, located at 138 South Pine St., Doylestown PA. Museum hours: Tuesday through Friday, 10 am to 4:30m pm; Saturday 10 am to 5 pm; Sunday noon to 5 pm. [www.michenermuseum.org/exhibits/quilt-art.php](http://www.michenermuseum.org/exhibits/quilt-art.php).

**Explore the Art of Quilts in a Three Part Series at the Newark Museum.** Pre-registration is required; call 973-5096-6613 or purchase tickets online. Fee for the series: \$25 members and \$30 non-members. Individual programs: \$10 members and \$15 non-members. October 15: Patchwork Folk are or Fine Art. November 19: Why Quilts Matter: History, Art and Politics. December 3: An Enduring Tradition: African American Quilt-Making. [www.newarkmuseum.org/artofquilts.html](http://www.newarkmuseum.org/artofquilts.html).

**International Quilt Festival, Houston.** November 3 - 6, 2011. QUILTS, INC. produces this show at the George R. Brown Convention Center, Houston, Texas. For more information: visit <http://www.quilts.com/newHome/shows/viewer.php?page=FallFestival>.

**Celebration of Quilts 2011.** Friday, November 11 from 10 am - 5 pm and Saturday, November 12 from 9 am - 5 pm. Presented by Brownstone Quilters Guild, Inc. At Highlands Regional High School, 200 Hillside Ave., Allendale NJ. For more information, contact Margaret Farabaugh at 973-202-9780 or email [mmfara-baugh@optonline.net](mailto:mmfara-baugh@optonline.net).

**ArtQuilt Elements 2012.** Wayne Art Center, Wayne P.A. This is the 10th exhibition of the internationally acclaimed AQE show set in suburban Philadelphia. This is a juried Art Quilt show. [www.artquilelementsentry.com](http://www.artquilelementsentry.com). Show is March 30 - May 13, 2012.

## HOLIDAY BRUNCH



**Wednesday, December 7th**

\*\*\*

**Gift Exchange - Bring a Wrapped,  
\$15 Gift,  
With Your Name Written on a Card  
Inside**

\*\*\*

**Bring Your Challenge Quilt to  
Display**

\*\*\*

**Bring Your Holiday Mug**

\*\*\*

**Secret Pal Reveal**



## BLOCK OF THE MONTH

**Hey Fellow Sewers,**

**What is fun, easy and cheap?** NO not any of the ladies on the BOM committee. However, this years BOM mystery is....

**Fun:** Anything is fun when it 's a mystery.

**Easy:** The blocks will be simple and pieced !!!

**Cheap:** It is stash only. All you need is 4 (or more fabrics) about ½ yard each (or less), 1 dark, 2 medium & 1 light. The BOM committee understands that you ,and ourselves included, are bogged down with many projects that we need to complete and probably many more that we want to complete. We made this years BOM easy for that reason. All I know is that you will be sorry when your

friends have finished this mystery and can show it off next year. Any questions, contact Silvia Homa.

**Here is the first block...**

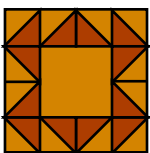
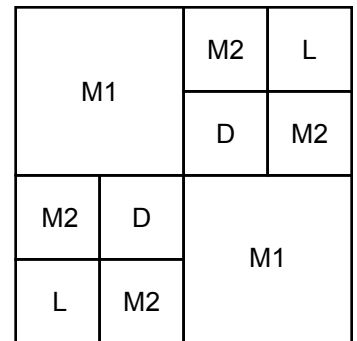
**MYSTERY BOM #1  
(Stash Only)**

**M1:** Cut two 2½” squares

**M2:** Cut four 1½” squares

**D:** Cut two 1½” squares

**L:** Cut two 1½” squares



## NAME THE QUILT BLOCK

Answer and pattern on page 5.

## QUILT JUMBLE ANSWER



### Feed Dogs ???

The mechanical teeth under the area of a sewing machine which move to pull the fabric through the machine. For free motion quilting or embroidery or needle darning these feed dogs are lowered or covered.



### SNOW DAYS

In case of inclement weather, go to <http://www.spring-ford.net/smac/closings.html> for school closings.

If Spring-Ford has a 2 hour delay, our meeting will start at 10:30 am.

## RECIPE OF THE MONTH

### BUTTERSCOTCH MARBLE CAKE

#### Cake:

- 1 white or yellow cake mix (2 layer size)
- 1 4 oz. package of instant butterscotch pudding mix
- 1 c. water
- ¼ c. cooking oil
- 4 eggs

½ c. chocolate flavored syrup (Hershey's)

#### Chocolate Icing:

2 oz. sweet or semi-sweet baking chocolate

- 2 Tbsp. butter
- ¾ c. confectioners sugar, sifted
- 1 Tbsp. hot water

#### Butterscotch Icing:

- 2 oz. butterscotch chips
- 2 Tbsp. butter
- ¾ c. confectioners sugar, sifted
- 1 Tbsp. hot water

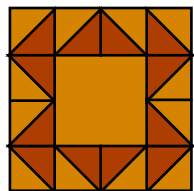


1. Grease and flour a 10" bundt pan.
2. In a large mixing bowl, combine cake mix, pudding mix, water, oil and eggs. Beat with an electric mixer on low speed until combined. Beat at medium speed for 2 minutes, scraping the side of the bowl.
3. Transfer 1½ c. of batter to another bowl. Stir in the chocolate syrup. Pour light batter into the prepared pan. Spoon chocolate batter over top. Using a knife, gently cut through batters to marble.
4. Bake in a 350° degree for 55 - 60 minutes or until a toothpick inserted near the center comes out clean.

5. For the chocolate icing, melt the baking chocolate and butter over low heat, stirring frequently. Remove from heat. Stir in the powdered sugar and hot water. Stir in additional hot water, if needed, to reach drizzling consistency. Drizzle over cooled cake.
6. Repeat the steps for the chocolate icing, using the butterscotch chips. Drizzle over the chocolate icing.

Cool cake in the pan for 15 minutes. Remove cake from the pan and cool completely on a wire rack.

## NAME THE QUILT BLOCK



### BUZZARDS ROOST (12" Block)

■ Cut one 6½" square and six 4" squares

■ Cut six 4" squares

1. Sew HSTs from the gold & red 4" squares.
2. Trim the HSTs to 3" square.
3. Sew the units together in strips as shown in the illustration.

## NEW BOOKS ON THE MARKET

### Faithful & Devoted

By Sarah Maxwell & Delores Smith

When Charles Tenney, a young Union soldier, has a chance meeting with the sister of one of his officers, he is instantly captivated. After one meeting, he asks her if he could write her while he is away. Sarah and Dolores, show us how to create two quilts based on the same 12 pieced blocks. One quilt, Adelaide, is created in rosy reds and greens. Charlie is made in soft blues, browns and creams. Four additional quilts inspired by Charles and Adelaide are included.



### French Inspirations for Artful Hands

By Bonnie Sullivan & Kathy Schmitz

Every quilt and project in this book was inspired by a journey through France. From embroidery to wool applique, Bonnie and Kathy have created over 16 projects; all with a twist on their French inspired beginnings.



## FABRIC EXCHANGE 2011-2012

This year we will be exchanging 6" squares of batik fabrics.

A signup sheet will be available at the October 19<sup>th</sup> meeting.

Each participant will be asked to bring squares of the same color batik for each person in her group including herself.

**Group 1:** Linda Garthe, Pat Philion, Bonnie Swartzentruber, Jo Quaglia, Bernie Hughes, Amy Smith-Moniz, Gayle Hammond, Wendy Cole, Marylou Boryta and Carole Cossa.

**Group 2:** Carolyn Thompson, Judy Snook, Rosemary Geisler, Judy Peters, Linda Hamel, Takako Pike, Cathy Nelson, Barb Painter, Kathy Travis and Sandy Michalec.

Please bring these squares in a quart size Ziploc bag with your name on the bag. The committee will sort the squares and return them to you the following meeting.

November 2<sup>nd</sup> will be our first exchange and the color will be *orange*. Following are the respective months and colors:

**November - orange**  
December - gold  
January - light blue  
February - red  
March - green  
April - purple  
May - pink  
June - yellow  
July - tan  
August - brown  
September - dark blue




The Fabric Exchange Committee; Sandy Michalec, Barb Painter and Carole Cossa




Please feel free to call any one of us with your questions.

## MINI BLOCK

### NOVEMBER: BLOCK 3



#### CUTTING INSTRUCTIONS

-  Dark: cut one 2½" square & four 1½" x 3½" rectangles
-  Medium: cut four 1½" x 2½" rectangles
-  Light: cut four 1½" x 3½" rectangles

#### SEWING INSTRUCTIONS

1. Sew a dark and light rectangle together on the long side. Make four units.
2. Sew a medium rectangle on the end of each dark and light unit.
3. Using the picture for placement, sew these units together around the 2½" dark square.



## COLOR POLL

We asked the question last month...**What color is the tallest pile of fabric in your stash?** We've gotten a total of 4 replies. Okay ladies, get up off the sewing chairs, check your stash and e-mail the answer to Wendy Cole. Thanks!!!

## SWEATERS FOR PENGUINS ???

How many of our guild knitters have knitted a penguin "jumper?" People from around the world have been knitting them and sending them to New Zealand for penguins caught in oil spills.

"Penguin sweaters, also known as penguin jumpers, are sweaters which are knitted for penguins that have been caught in oil slicks. When an oil spill affects penguins, they are dressed in knitted sweaters to stop them preening their feathers and to keep them warm, since the spilled oil destroys their natural oils. This also prevents them from poisoning themselves by ingesting the oil. The

sweaters are removed and discarded as soon as the penguins can be washed. The original project has been completed, but the knitting pattern is still available on-line, as subsequent oil spills make it necessary. The extra sweaters are kept on behalf of the Wildlife Rescue Team."



## QUILT CANADA

---

On behalf of the Organizing Committee for Quilt Canada 2012, I am so pleased to extend an invitation to your Guild members to join us at Canada's National Quilt Show from May 29 to June 2, 2012 here in Halifax, Nova Scotia.

Quilt Canada will offer over 200 workshops over 4 days, featuring five international teachers and the best teachers that Canada has to offer, teaching a wide variety of traditional and modern quilting techniques. The Merchant Mall will showcase more than 80 vendors with quilt shops and suppliers from across Canada and from the United States. Ten concurrent exhibitions will include the National Juried Show, Invitational and Challenge Shows, art quilt exhibitions and a presentation of African-Nova Scotian narrative and picture quilts. There are the Special events, a Kitchen Party, Show and Share and a Nova Scotia Ceilidh that will give us the opportunity to share our Nova Scotia culture and heritage with our visitors. And, of course, there are side tours and the opportunity to visit world famous Peggy's Cove, and our picturesque shoreline.

Quilt Canada will be held at historic Dalhousie University and on-site accommodation will be available at reasonable rates for those who register early. Registration information has just been posted to the web and can be found at [www.canadianquilter.com](http://www.canadianquilter.com) (<http://www.canadianquilter.com/>) or on our Quilt Canada 2012 blog at <http://quiltcanada2012.ca> (<http://quiltcanada2012.ca/>). Registration opens for members of the Canadian Quilters Association (CQA) on October 1st and for non-members on November 1st. And for anyone thinking about coming to Quilt Canada 2012, the savings available to CQA members are actually more than the cost of a CQA membership, so something to think about....

We would really appreciate it if you could pass this information along to your members. Nova Scotia is a great place to visit and what better time than this, the first time in 16 years that Quilt Canada has been held in our Province.

We're just a short trip away. We hope to see you here!

## BUSINESS MEETING RAFFLE

---

**November 2:** Cathy Nelson

**January 4:** Wendy Cole

**February 1:** Gayle Hammond

**March 7:** Amy Smith-Moniz

**April 4:** Sue Kehl

**May 2:** Linda Hamel

**June 6:** Laurie Kelly

**July 4:** Jo Quaglia

**August 1:** Margie Allen

## FABRIC STORE

---

### **Cedar Lane Dry Goods**

204 Orlan Road  
New Holland, PA 17557  
717-354-0030

**Hours:** Monday, Tuesday, Wednesday & Saturday, 8am to 5pm

From one visitor: "Cedar Lane Dry Goods carries as good a selection of quilt fabrics as any shop on our list and the prices are usually better than anywhere else in the area.

Amos and Laura are the nicest people you ever could meet and they really try hard to have what people want for the best prices."

Cedar Lane Dry Goods can be reached from either Rte. 340 or Rte. 23. From Rte. 340, go north on Hollander Rd. and turn right onto Orlan Rd., across from the machinery plant. From Rte. 30, go east on Rte. 23 towards New Holland. Turn right on Diller Ave. Go  $\frac{3}{4}$  of a mile and make a left on Orlan Rd.

## MYSTERY B.O.M. 2011

---

The 2010-11 Block of the Month Committee wants to thank everyone who made the Mystery Strip Quilt. We were so pleased with the number of members who

participated. All the strip quilts that were displayed at the October business meeting looked great! Everyone gets a gold star. ★



**A reminder to those of you who are willing to bring socks for the Lakota on the reservations in South Dakota. Please bring socks to the next meeting so that we can get them to the reservations as Christmas gifts. All sizes are gratefully received, the warmer the better. The Dollar Stores have a great variety. I will have a BIG box on the stage where you can drop purchased or knitted socks (even baby booties). Thanks in advance for your generosity. Jane Russell**

## FABRIC CARDS



*Hard at work!*



*Fruits of the labor!*

Thanks to the Program Committee, Lenore Clarke, Judy Peters and Kiti Williams, for running a fun workshop in

October where we learned to create greeting cards out of fabric odds and ends. Just in time for the holidays.

## QUILT CHAT

The Hyperbolic Crochet Coral Reef is a woolly celebration of the intersection of higher geometry and feminine handicraft, and a testimony to the disappearing wonders of the marine world. For all of you that love to work with yarn, take a break and watch the following video. It's 16 minutes long, so get comfy and watch with fascination and wonder. [http://www.ted.com/talks/margaret\\_wertheim\\_crochets\\_the\\_coral\\_reef.html](http://www.ted.com/talks/margaret_wertheim_crochets_the_coral_reef.html)  
This next site shows lots of fun projects to make and ways to get involved. <http://crochetcoralreef.org/>.

Knit a cosy, warm cowl instead of the usual scarf this season...<http://www.purlbee.com/big-herringbone-cowl/>

Do you love those sampler quilts. Here is a free pattern for a 12 block sampler set on point. [http://quilting.about.com/od/anniversaryampler2007/tp/sampler\\_quilt.htm?nl=1](http://quilting.about.com/od/anniversaryampler2007/tp/sampler_quilt.htm?nl=1)

## NOVEMBER BIRTHDAYS

**18th JEANNE NALBANDIAN, 19th JOAN MARKOWITZ, 21st TERRI SALINDONG, 27th WENDY COLE**

*Happy Thanksgiving to All!!!*



Our Guild meets on the first and third Wednesday of each month, with a special basting meeting on the fifth Wednesday. We meet at the First United Church of Christ, 145 Chestnut Street, Spring City, PA 19475. Babysitting is available if arranged in advance with Jean Atwood. Dues are \$15 per year and guests are always welcome.

Elizabeth Snead, has more membership information.

Our newsletters are now on-line. Check us out at our website  
[loosethreadquilters.org](http://loosethreadquilters.org)