

# THE LOOSE THREADS

## NEWSLETTER

September 2011

[www.loosethreadsquilters.org](http://www.loosethreadsquilters.org)

Volume 16: Issue 9

**President:** Carolyn Thompson **Vice President:** Elizabeth Snead **Secretary:** Joanne Cantwell **Treasurer:** Linda Hamel

**Babysitting:** Jean Atwood  
**Basting:** Linda Glass  
**Block of the Month:** Kristi Burtch  
**Challenge:** Silvia Homa  
**Charity Projects:** Kiti Williams  
**Field Trips:** Cathy Nelson  
**Fish Bowl Raffle:** Debby O'Keefe

**Historian:** Judy Shafer  
**Holiday Brunch:** Marie Traxler  
**Hospitality:** Shirley Horning  
**Librarian:** Bernie Hughes  
**Newsletter:** Wendy Cole  
**Strip Club:** Elizabeth Snead  
**Programs:** Debby O'Keefe

**Raffle Quilt:** Laurie Kelly  
**Retreats:** Carolyn Thompson  
**Secret Pal:** Judy Peters  
**Speakers:** Linda Hamel  
**Sunshine:** Joan Markowitz  
**Tea:** Susan Glaser & Wendy Cole  
**Website:** Joyce Stemple



**“Behind every quilter is a big pile of fabric.”**

### MESSAGE FROM THE PREZ

I wish to thank the retiring officers, committee chairman and committee members for their service for the past year. Each committee deserves a big “thank you” for all the work and progress that was made to improve our guild. Getting to see all of the quilts that were made is one of the favorite parts of the meeting and as a result,

you have contributed to making the world a prettier and warmer place. I look forward to working with the new board and committees as we continue to make our guild a fun and friendly place to spend our Wednesday mornings at least twice a month.

### MEMBERSHIP LIST 2011-2012

The Loose Threads Membership list has been updated for the new year, 2011 to 2012. The attachment has been included with this newsletter, through our g-mail account.

Please print your own copy of the Membership List from this file. Printed copies will be available for the few members without printer access.

### JULY MINUTES

❖ Carolyn Thompson called the meeting to order. Before beginning the business meeting, we celebrated Shirley Buckwalter’s 85<sup>th</sup> birthday with a Texas sheet cake baked by Jane Russell and presented Shirley with spool quilt blocks.

❖ Marylou Boryta and Elizabeth Snead asked that a \$15 check and membership form be given to Elizabeth.

❖ A list of committees will go on line and choices are to be made on a form to be brought to the next meeting.

❖ Susan Glaser said we have XXXXXX in the treasury. Linda Hamel will take over treasurer duties in August.

When anyone gives the treasurer money, there is a form to be used so she will know where they money came from.

❖ At least one quilt will be basted on our basting day in August.

❖ Several people showed their Mystery Block of the Month blocks.

❖ Sylvia Homa said to ask her if there were any questions about the challenge.

❖ Many charity quilts were displayed.

❖ Cathy Nelson mentioned the possibility of people getting together to go to New York by train to see the Folk Art Museum in New York City. She is looking into a trip to Winterthur.

❖ Linda Garth won the fish bowl raffle.

❖ Judy Shafer asked for any information that might go into the scrapbook.

❖ Bernie Hughes told us to put any library returns on the top of the shelf so they could be shelved correctly. Marylou alphabetized everything by title. They will try to contract people who still have books out that are not current members.

❖ Elizabeth Snead would like to see projects made from the Strip club. She suggested this event could be a committee perhaps called the Exchange Committee.

❖ Our August speaker is a friend of Bernie's. She will have a trunk show, "Old is New," using new fabric that looks old.

❖ Laurie Kelly and her committee are working on the colors for their chosen design for the raffle quilt.

❖ The North Mountain retreat for September 23-25 has a few openings.

❖ Lenore Clark is setting up a retreat to Blue Lake Retreat for October 11-13.

❖ Future St. Mary retreats are January 20, 2012, July 20, 2012, February 1, 2013, and July 19, 2013.

❖ Amy Smith-Moriz is hosting the "Sleepover" at her home in Chester Springs on August 26<sup>th</sup> beginning at 7:00 p.m.

❖ Linda Hamel said B.J. Titus will be our September speaker with a raw edge daffodil workshop in the afternoon. In November Gretchen Gibbons will speak with a possible wool and cotton workshop.

❖ We were reminded that guests pay \$5.00 to come to hear a speaker and \$35 for a workshop.

❖ Kathy Travis won the Business Meeting raffle.

❖ In September we are to bring in our Nickel quilts. Mystery quilts are to be shown in October.

❖ Show and Tell followed.

Judy Snook, secretary

## FIELD TRIP

---

Cathy Nelson, has checked into the details of the two quilt exhibits at the **American Folk Art Museum** in New York City. They moved in July to 2 Lincoln Square, near Columbus Circle. The person I spoke with said the exhibit, "Quilts: Masterworks from the American Folk Art Museum, Part II," that was at the 53rd St. site is closed. The only quilt exhibit they have is "**Superstars: Quilts from the American Folk Art Museum.**" It contains between 20 and 30 quilts that highlight the diversity of star patterns since stars began appearing in quilts in the 18th century. The exhibit closes September 25th. Admission to the Museum is free. They are closed on Mondays. I'm sure there are lots of other interesting exhibits to see at the museum besides the quilts so it would be a worthwhile trip.

We are considering carpooling to Trenton, NJ and taking the train into NYC from there. The cost for parking the car

is \$13. That's outside just across from the station, inside the garage may be cheaper. The fare from Trenton to NY's Penn Station is \$28. Age 65 and over is half price. The train runs at least once an hour after 10 am and more often prior to that. Some trains are express and take about an hour and ten minutes. Locals take an hour and a half. You do wind up in Penn Station which is pretty convenient to subways, buses, and cabs. The return schedule is good with both express and local trains available from 3 pm until around 8:30 pm.

The dates we are considering are Tuesday, September 13, Wednesday September 14th, Tuesday September 20th and Thursday September 22nd. Check your calendars and we can pick a date. We will need a final count by the September business meeting so we can set up car pools etc.

## STRIP CLUB

---

### ◆ SEPTEMBER'S COLOR IS GOLD ◆

## SEPTEMBER'S SPEAKER

---

### "Nature's Bounty: Where to Find Inspiration" Lecture by B. J. Titus

Ever wonder where to get ideas for a quilt? Sometimes those ideas are right in your backyard. This presentation

will show the inspiration for many of B.J.'s quilts, including highly detailed images. Several of these quilts will be displayed and construction techniques and tips will be discussed.

## SEPTEMBER'S WORKSHOP SUPPLY LIST

### “Daffodil Delight Workshop: A Fused Art Quilt”

“This is a half-day, fused, appliqué workshop where students will learn my layering technique, easy strip-piecing, and tips for accentuating your appliqué pieces with thread. Finished size after stitching and quilting is approximately 9” x 17.”

Since this is a half-day workshop it would be helpful if you can arrive at class with as many of the pieces (as noted below) pre-cut as possible.



#### Materials and Tools

- Sewing Machine cleaned, and in good working order
- Open-toe foot (#20 for Bernina) is helpful when zig-zagging
- Extension Cord
- 3/4 yard for use as background, backing, and binding
- 8” x 8” yellow for daffodil BASE - see detail
- 5” x 5” light orange for daffodil trumpet - see detail
- 3” x 3 medium orange for daffodil trumpet - see detail
- 3” x 3” coordinating PRINTED FABRIC (suggest dark, medium, and light orange) for daffodil trumpet - see detail
- 10” x 10” dark or medium green for leaves and stems - see detail
- 4” x 7” dark orange/rust for inner leaf —see detail



- 1 - 11” x 19” piece of batting (your favorite low loft brand)
- 1 - 11” x 19” piece of muslin  1/4 yard of stabilizer such as Sulky’s Tear Easy (medium weight) or Pellon’s #806 Stitch & Tear
- 1/2 yd. paper-backed fusible web (I prefer Pellon’s Wonder Under #805--regular weight--which can usually be found at Joann’s)
- Glue Stick (we’ll only need a few occasional dabs of this so you can share with your friends)
- Scissors for cutting fabric
- Scissors for cutting paper
- Seam ripper which I hope we won’t need, but always better to have one
- Rotary cutter, mat, ruler (can share these items with a friend)
- Teflon pressing sheet, or similar product to protect the iron and ironing board cover from the fusible web
- Black Sharpie Fine Point marker or lead pencil for tracing pattern pieces
- Sulky KK2000 temporary spray adhesive (Joann’s notion wall or your own preference - you won’t need much of this so you may want to share with a friend)
- THREADS... my favorite part of the supply list. Bring matching and contrasting threads - all types - including cotton, rayon, polyester, and neons - in other words - all of your favorites, but be sure to bring a wide array of choices, light, medium & dark.
- Needles—you will need to bring appropriate needles for any specialty threads. Generally speaking, I have found the Schmetz Microtex Needles to be superior; I use 70/10, 80/12, and 90/14 needles.
- OPTIONAL: cushion for your chair and/or your back
- OPTIONAL: (3) 1/2”—3/4” buttons for daffodil centers

#### Notes:

- \* Guild will supply 1 or 2 ironing boards and irons
- \* OPTIONAL: Hand-dyed fat quarters will be available for purchase @ \$3.00 each.
- \* OPTIONAL: A wide array of Sulky rayon thread will be available for purchase as well. I will also bring some Wonder Under fusible web.

Mary W. Dolby, 96, formerly of Oaks, passed away on Monday, August 22, 2011 at ManorCare-Laureldale. She was the widow of Charles L. Dolby. She is going to be cremated and buried with David in Arlington.

To send condolences to her son, the address is:  
Dan Dolby, 1540 Franklin Drive, Pottstown, PA 19465

Monsignor Andrew Golias, Pastor of St. Teresa of Avila Catholic Church, 1260 South Trooper Road, Betzwoods (near the Betzwoods Bridge and entrance/exit to 422 for Lower Providence Township) is saying a mass for Mary Dolby Wednesday, September 7 at 6:30 AM.

## ART SHOW & SALE

### CALL FOR ARTISTS: QUILT-MAKERS FOR EXTON SHOW

Chester County Art Association will be featuring a September/October 2011 quilt show at its Exton Square Studio location in the Exton Square Mall. The show opens September 17 and runs through October 29, 2011.

This is a show open to any quiltmaker; you do not need to be a member of CCAA. All fabrics, all levels, all sizes are welcome! We will be receiving quilts for display at our Exton Square Studio on Wednesday, September 7 and Thursday, September 8 from 11am - 7pm both days.

Cost to enter your quilt for exhibition is \$10 per quilt. All quilts should be for sale. CCAA keeps a commission of 35% on all sales. The exhibition's Opening Reception will be Saturday, September 17, from 1 - 4pm at our Exton Square Studio. The Opening is free and open to the public.

CCAA's Exton Square Studio is located on the first floor of the Exton Square Mall by Boscov's. Gallery hours are Wednesdays, Thursdays, and Saturdays 11am - 7pm.

For more information call Exton at 610/524-1925 or CCAA at 610/696-5600 or visit [www.chestercountyarts.org](http://www.chestercountyarts.org).

CCAA is located at 100 North Bradford Avenue in West Chester, PA  
Gallery hours are 9:30am - 4:00 p.m. Tuesday – Saturday  
Closed Sundays and Mondays  
Galleries are open to the public and admission is free

The Chester County Art Association is a non-profit, cultural organization that promotes participation in the arts through quality instruction, exhibitions and community outreach. CCAA believes that art does make a difference and has enhanced the community by involving people of all ages and aspirations in the arts since 1931.

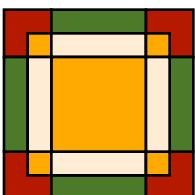
## QUILT CHAT

Joan Markowitz thought you ladies might enjoy photos of the Sister's Quilt Show. The video she is talking about is on page 1, 3rd from the left. <http://quiltville.blogspot.com/>.

Do you want to make a warm and cozy lap quilt for the colder weather that will "hopefully" be here soon. Here is a quick pattern for a "lap duvet." <http://www.purlbee.com/lap-duvet/2011/5/25/mollys-sketchbook-lap-duvet.html>.

Here is an inspiring site from Kim Jacobs. "Penny's Postcard Possee;" quilted postcards for our troops. <http://www.fabric-postcards.com/>.

In honor of the birth of Clem Dupont's new grandbaby, here is a link for all the knitters in our group... <http://www.purlbee.com/forever-baby-blanket/2011/1/26/whits-knits-forever-baby-blanket.html>.



## NAME THE QUILT BLOCK

Answer and pattern on page 7.

## FABRIC ANYONE ???

My name is Mary Teeter. Perhaps some of you quilters will be interested in a fabric sale I'm having September 9th and September 10th. It will be held in the Marion Township fire hall in Berks County. That's route 422 East.

Most fabric is priced \$1.30 to \$2.00 per yard. It is all precut pieces, measured and ready to go. This is a 30 plus year collection. For more information, please call Mary at xxxxxxxx.

## NEEDLE NIGHT

---

Special thanks to Amy Smith-Moniz for hosting our newly named “**Needle Night**” at her beautiful new home. Laurie Kelly, Debby O’Keefe and Jean Atwood were the worker

bees of the night, while the rest of us were preoccupied with another favorite pastime of our guild...chatting!

## FABRIC MATH

---

### Decimal to Fraction Conversions

A conversion chart is handy for yardage calculations and when you're doing calculations for rotary cutting tasks.

$$.0625 = 1/16$$

$$.125 = 1/8 \quad .1875 = 3/16$$

$$.25 = 1/4$$

$$.3125 = 5/16$$

$$.333 = 1/3 \text{ yard}$$

$$.375 = 3/8$$

$$.4375 = 7/16$$

$$.5 = 1/2$$

$$.5625 = 9/16$$

$$.625 = 5/8$$

$$.666 = 2/3$$

$$.6875 = 11/16$$

$$.75 = 3/4$$

$$.8125 = 13/16$$

$$.875 = 7/8$$

$$.9375 = 15/16$$

## BLUE LAKE RETREAT

---

**Retreat:** Blue Lake Retreat, 14 Ross Road, Denver, PA .

**When:** Oct 11-13, 2011. Arrival time is 9am on Tuesday until 4pm on Thursday.

**Cost:** \$50 includes the 3 day retreat with bedding, pillows, towels & washcloths.

**Accommodations include:** 14 bedrooms (with 1 or 2 double or queen beds), 6 bathrooms, large patio with gas

grill and fireplace. Kitchen has 3 refrigerators, 3 stoves, dishwasher, 3 microwaves, and 2 toasters. Sewing area is a 3 car garage with long tables.

**A sign up list** will be available at the September meetings for meal planning and prep as well as some common sewing supplies (cutting boards, irons, etc).

## REFRESHMENTS

---

### SEPTEMBER 7

**Baked Goods:** Wendy Cole & Sue Kehl

**Fruit or Veggie:** Amy Smith-Moniz

**Cold Drink:** Linda Glass

### SEPTEMBER 21

**Baked Goods:** Margie Allen & Milly Skean

**Fruit or Veggie:** Marylou Boryta

**Cold Drink:** Jane Russell

## RECIPE OF THE MONTH

---

### STUFFED ZUCCHINI

Here's a “summer's last hurrah” recipe from Milly Skean. Get to the farm stand and grab the last zucchinis of the season.

4 - 6 zucchini, halved lengthwise

1 lb. sweet Italian sausage

1 medium onion, finely chopped

½ tsp. basil

½ tsp. oregano

¼ tsp. salt

dash of pepper

¼ lb. mozzarella cheese

⅓ c. Italian bread crumbs

15 oz. jar spaghetti sauce with meat

Scoop out the inside of the zucchini, leaving a ¼” shell. Parboil for 8 - 10 minutes. Remove from water with a large spatula so they don't break. Drain well.

Chop the insides of the zucchini. Fry sausage until thoroughly cooked. Add onion & zucchini and cook until

veggies are soft. Drain excess fat & liquid. Add spices, cheese & bread crumbs and mix well. Put shells in a 9” x 13” pan and stuff with the sausage mixture. Can be refrigerated at this point. When ready to cook, drizzle with the spaghetti sauce and bake at 375° for 20 - 25 minutes. Serve with crusty bread.

**THE KENTUCKY QUILT PROJECT, INC. PRESENTS  
WHY QUILTS MATTER: HISTORY, ART & POLITICS  
A NINE-PART DOCUMENTARY SERIES COMING TO  
PBS STATIONS THIS FALL**

Created & Executive Produced by Renowned Quilt Expert Shelly Zegart

August 8, 2011 – Why Quilts Matter: History, Art & Politics, a nine-part documentary series coming to PBS stations this fall and available on DVD in August, takes the viewer on an amazing journey into the world of quilts revealing their centrality to American culture. Equally compelling for the aficionado and the uninitiated, the series will educate and entertain as it reveals the staggering size and depth of the quilt world and its surprisingly complicated politics. Avoiding antiquated discussions and stereotypical references, the series takes the viewer behind the scenes in the marketplace, provides a first-hand look at the inner workings of America's museums, and takes the viewer inside the studios of some leading quilt makers. Watch as quilts empower women, take us through two pivotal centuries of history, and reveal the nature of the art itself, while helping us understand who we are, where we've been, and where we're going.

Executive Producer Shelly Zegart, a distinguished expert at the forefront of the quilt world for over three decades, has created a stunning visual account of this enduring American art form. As host and guiding force, Zegart introduces viewers to the academics, savvy dealers, and passionate quilt makers who share their personal stories, experiences and often outspoken opinions. "The making of this documentary has been an extraordinary experience and one that I'm very proud to share with the public," explains Zegart. "Quilts reveal the visual history of the United States. However, the subject of quilts and the people who make them is frequently misunderstood. With Why Quilts Matter: History, Art & Politics we spotlight the incredible stories and opinions of those behind the quilt and its culture."

Adds Dr. Marcie C. Ferris, Associate Professor of American Studies at the University of North Carolina at Chapel Hill, "As a Professor of American Studies, I try to bring the history and culture of the American South to life in the classroom. I can think of no better resource than Why Quilts Matter: History, Art, and Politics to introduce my students to one of the most visually compelling, historically rich art forms in our country. This series presents a diverse community of artists, scholars, and collectors who speak to the powerful meaning of race, class, gender, and region, sewn into every quilt."

Alex Anderson and Ricky Tims, Co-Founders and Co-Hosts of [www.TheQuiltShow.com](http://www.TheQuiltShow.com) are not shy about their enthusiasm for Why Quilts Matter: History, Art & Politics. "So many of us think that we know everything there is to know about quilts, but there is so much more to soak in and learn," they state. "This series takes us on an informational, fearless, and fun ride through the world of quilts and quilt making, its rich heritage and the people for whom this art form is a way of life."

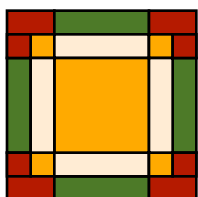
Shelly Zegart is a renowned and passionate collector, curator, author and lecturer on both antique and contemporary quilts. Her love of American quilts began in the mid-1970s when she was inspired to hang quilts with other art on the walls of her newly built contemporary home. Raised in quilt-rich western Pennsylvania, Zegart moved to Louisville, Kentucky in 1968, another Commonwealth well known for its quilt heritage. From the 1970s onward, she became a zealous advocate for quilt scholarship and was a founding director and the driving force behind The Kentucky Quilt Project, an effort initiated in 1980 to survey the state's quilts. The first project of its kind, it set the standard for all state, regional, and national quilt projects that followed. Models driven by The Kentucky Quilt Project concept have flourished not only nationally but also internationally and have culminated in more than 50 such projects in the U.S. and abroad, yielding both catalogues and exhibitions.

Zegart is also a founding director of The Alliance for American Quilts, established in 1993 to develop The Quilt Index. She has helped to build quilt collections around the world and her personal collection of extraordinary nineteenth- and twentieth-century quilts was acquired by The Art Institute of Chicago in 2002. An exhibition and catalogue, Shelly Zegart: Passionate About Quilts – Challenging Assumptions, Creating Change, Making Connections, was held at the Kentucky Museum of Art and Craft in Louisville in 2008. Zegart is the author of American Quilt Collections: Antique Quilt Masterpieces and has contributed to a number of books and publications. Some of her diverse lecture and article topics have included "Quilts as Women's Art," "Political Quilts" and "Myth and Methodology: Shelly Zegart Unpicks African American Quilt Scholarship." Zegart holds a B.A. in Education from the University of Michigan. For further information, please visit her website at <http://www.shellyzegart.com>.





**The bridge linking Royersford and Spring City has reopened!!!**


## NAME THE QUILT BLOCK





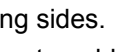

### ANTIQUE TILE (12" Block)

 Cut one 6½" square & four 2" squares

 Cut four 2" squares & four 2" x 3½" rectangles

 Cut four 2" x 6½" rectangles

 Cut four 2" x 6½" rectangles


1. Sew the gold & red 2" squares together. 
2. Sew these to the red rectangles (2 & 2). 
3. Sew the green & cream together on the long sides.
4. Sew two of these to the large square (cream to gold).
5. Sew the red/gold units to the ends of the other two green/creams. 
6. Sew the strips together.

## NEW BOOKS ON THE MARKET

### The Civil War Love Letter Quilt

By Rosemary Young

Young captures these remarkable memoirs in her 121 full-size quilt blocks, each inspired by a love letter. Easy-to-follow instructions will help you use the 121 quilt blocks to make one large quilt or several projects.



### Pick of the Seasons

By Tammy Johnson and Avis Shiner of *Joined At The Hip*

Quilts to Inspire You Through the Year, *Pick of the Seasons* celebrates the quilts with wonderful projects in favorite seasonal motifs and colors. Eight quilts of varying sizes are included.



## UPCOMING AREA EVENTS

**The Delaplaine Visual Arts Education Center in Frederick, Maryland** is hosting a quilt exhibit September 3 - 25. For details about this exhibit go to <http://www.delaplaine.org/exhibits/exhibit-opportunities>.

**Pennsylvania National Quilt Extravaganza XVIII.** September 15 - 18. At the greater Philadelphia Expo Center, 1601 Egypt Road, Phoenixville PA 19460. For more information: <http://www.quiltfest.com/activities.asp?id=4>.

**Quilt Art: International Expressions.** September 10 - December 31. 40 Contemporary Quilts from nine countries is at the James Michener Art Museum, in the Fred Beans Gallery located at 138 South Pine St., Doylestown PA. Museum hours: Tuesday - Friday, 10 am - 4:30 pm, Saturday, 10 am - 5 pm and Sunday, noon - 5 pm. [www.michenermuseum.org/exhibits/quilt-art.php](http://www.michenermuseum.org/exhibits/quilt-art.php)

**A Fiber FAN-tasy, Quilt Show 2011.** Friday, October 14, 10 am - 6 pm and Saturday, October 15, 10 am - 5 pm. Presented by Keystone Quilters, an NQA Judged Quilt Show at the Quakertown Christian School, 50 E. Paletown Road, Quakertown PA. For more information visit [www.keystonequilters.org/show.html](http://www.keystonequilters.org/show.html) or call 267-377-9542.

**Yesterday, Today, and Tomorrow: Piecing Across Generations.** An NQA Judged Quilt Show presented by the Undercover Quilters Quilt Guild. Saturday, October 22 and Sunday October 23, 10am - 4pm. Brookhaven Municipal Building, 2 Cambridge Road, Brookhaven PA 19015. Donation \$5 (children under 12 are free). For a registration form to enter your quilt in the show, go to [www.undercoverquilters.com](http://www.undercoverquilters.com) to download the form.

**Berry Basket Quilters.** "The Blue Barn" - Evesham Recreational Center, Marlton, 1006 Tuckerton Road, NJ 08055. Saturday, October 22, 10am - 5pm and Sunday, October 23, 11am - 4pm. For more information check [www.berrybasketquilters.com](http://www.berrybasketquilters.com).

**International Quilt Festival/Houston.** November 3 - 6. QUILTS, INC. produces this show at the George R. Brown Convention Center, Houston, Texas. For more information: visit <http://www.quilts.com/newHome/shows/viewer.php?page=FallFestival>.

**Celebration of Quilts 2011.** Friday, November 11 from 10 am - 5 pm and Saturday, November 12 from 9 am - 5 pm. Presented by Brownstone Quilters Guild, Inc. at Highlands Regional High School, 200 Hillside Ave., Allendale NJ. For more information, contact Margaret Farabaugh at 973-202-9780 or e-mail [mmfara-baugh@optonline.net](mailto:mmfara-baugh@optonline.net).

# COMMITTEE SIGN-UP

September is the time for our guild to organize new committees for the upcoming year. Attached is a description of all of the committees that need to be staffed. Look over the various options and decide on which committee you would like to serve. At Wednesday's business meeting a sign-up sheet will be circulated for you to make your choices. We will ask that you choose 3, indicating your order of preference, so that the board can assign you to work on the area where you have an interest. If you are not attending the September 7th meeting, please email Carolyn Thompson your committee preferences.

## Committees – Loose Threads Quilters Guild

**Business Meeting Raffle Coordinator:** The raffle tickets are 50 cents each and are used to augment the sunshine committee in support of members.

- \* Organizes a raffle for 1<sup>st</sup> meeting of the month
- \* Any member can volunteer to provide a prize which can be anything new, used, edible, or clever
- \* Keeps a list of volunteers and makes reminder calls

**Block of the Month:** Patterns can be different each month or coordinated for the year by theme.

- \* Chooses the BOM and provides a pattern draft for printing in the newsletter
- \* Makes a sample block for display at the business meeting

### Challenge Committee:

- ★ Devises the annual challenge, which begins in January
- ★ Provides members with a summary of the challenge rules
- ★ Determines any incentive prizes and ribbons
- ★ Organizes the hanging of quilts and voting at the holiday brunch
- ★ Submits reminders and encouragements for the newsletter throughout the year

**Charity Projects Committee:** Responsible for coordinating individual charity projects. Some meetings during the year may be devoted to charity projects.

- ★ Quilts for Kids
- ★ Infant Condolence Quilts
- ★ Walker Bags
- ★ ICE (In Case of Emergency) Quilts

### Fabric Exchange Coordinator:

- ★ Determines the type and size of fabric for exchange
- ★ Organizes the monthly exchange and distributes the fabric to the participants
- ★ Coordinates and plans any use of fabric projects

### Field Trip Coordinator:

- ★ Organizes day trips to museums and other quilt related events
- ★ Makes contact with the place of interest to book tour
- ★ Makes contact with bus company and maintains participant list

### Historian:

- ★ Maintains the history of the guild in the form of a scrapbook and photo album
- ★ Collects newspaper articles about the guild and its members
- ★ Memorializes members in cases of death

### Holiday Brunch:

- ★ Plans the theme, menu, and optional gift exchange or other activities for the brunch
- ★ Coordinates with the Challenge committee for events that day

### Hospitality:

- ★ Maintains the member sign-up list for refreshments and makes reminder calls
- ★ Sets up refreshments at meetings and cleans up afterwards

### Librarian:

- ★ Organizes and maintains guild library
- ★ Prepares cards and labels for new additions to the library
- ★ Orders new books

### Newsletter Committee:

- ★ Writes and emails the monthly newsletter to members
- ★ Provides printed copies at the first meeting of the month to those members w/o email access
- ★ Newsletter includes information about upcoming events, programs, workshops, new members, refreshment and business meeting raffle lists, member birthdays, and a calendar of events
- ★ Secretary provides information from previous meeting



### **Nominating Committee:**

- ★ Works with Vice President to recruit candidates for guild officers
- ★ Presents slate of officers to membership at the May business meeting

### **Programs:**

- ★ Plans the programs for the 2<sup>nd</sup> meeting of each month, which could be a demonstration, activity or project
- ★ Some meetings are pre-planned for Tea preparations or charity projects
- ★ Publishes a list of programs in the newsletter as well as supplies needed for any projects
- ★ Coordinates with speaker committee

### **Speakers:**

- ★ Obtains outside speakers from the quilting community for lectures and workshops
- ★ Plans speaker visits and any necessary arrangements
- ★ Publishes a description of lecture topic and speaker in the newsletter
- ★ Coordinates with program committee and church secretary

**Retreats:** Current yearly retreat sites: North Mountain, Carlisle PA, June and September, St Mary of Providence, Elverson PA, January / February and July, Blue Lake, Denver PA, October 2011(one only scheduled to date).

- ★ Organizes participants and collects payments for weekend retreats
- ★ Chair handles the contract and maintains contact with the retreat center
- ★ Coordinates with the treasurer for any needed down payments
- ★ Maintains financial records for the event and submits monies to the treasurer

**Raffle Quilt Design Committee:** Usually a one year commitment.

- ★ Determines design and drafts pattern for a charity quilt to be made as a group project
- ★ Coordinates planning, design and construction of the quilt to completion

**Raffle Quilt Sales:** Usually a 12-18 month commitment.

- ★ Solicits ideas for a charity recipient and brings ideas to members for final selection
- ★ Sets up ticket sales at shows
- ★ Investigates and finds venues for other local opportunities to sell tickets
- ★ Obtains tickets and proper license for raffle sales
- ★ Maintains and manages ticket sales and funds

**Secret Pal Coordinator:** Secret pals are optional and serve as a way for members to get to know each other by sending cards, exchanging small gifts or tokens with their assigned Secret pal.

- ★ Circulates sign-up lists and draws names in December and begins in January
- ★ Distributes gifts at meetings
- ★ Responsible for taking any gifts home after the meeting if the recipient is not in attendance
- ★ Secret Pal identity is revealed at the December brunch when participants include their names on the gift

### **Sunshine:**

- ★ Sends cards and flowers when a member is ill or bereaved

**Tea Committee Chair(s):** This is the guilds major yearly fundraiser. A separate list describes Tea subcommittees.

- ★ Organizes the annual Tea by coordination of subcommittees and job delegation

**Website:** Monthly updating and maintenance of guild website.



Rearrange the jumbled letters to spell out a quilting term.

**S S F Y U                      U C T**

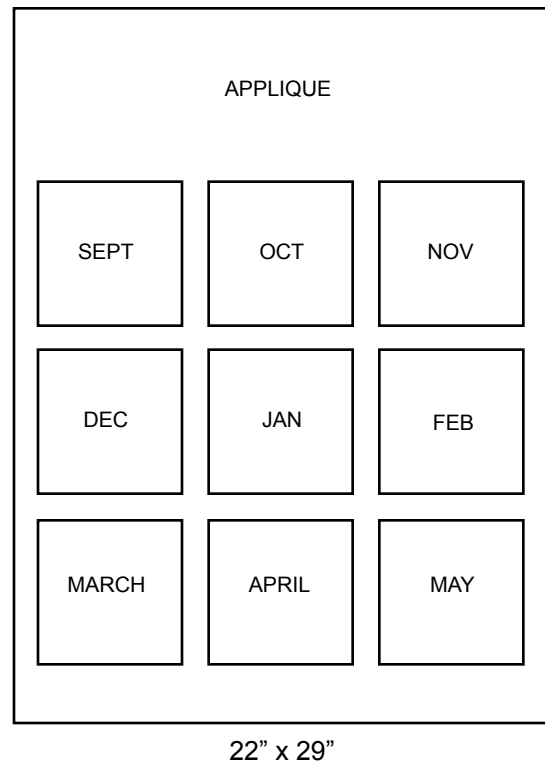
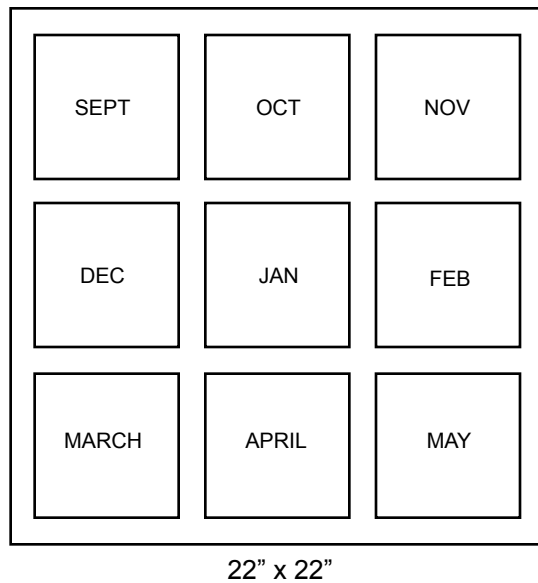
*The answer to the Jumble is on page 11 along with a description of this quilting term.*

# SEPTEMBER'S MINI BLOCK

Let's try this "monthly mini block" idea again. How about six inch pieced blocks that will make a nine block wall sampler (22" x 22") this time? At the end of the nine months, there will be an option to go a little further and add a bit of applique to the quilt (22" x 29"). Below are the layouts for each quilt option that will give you a basic idea of the direction we are going in. KEEP THIS PAGE FOR THE "GENERAL PIECING INSTRUCTIONS" FOR THE NEXT NINE MONTHS.

The pattern calls for 3 fabrics, a light, a medium and a dark medium. A fat quarter of each should be enough. If you want more options choose several fat quarters in each tonal value or if you are looking for a really scrappy look, just hit your stash each month. For the borders, choose a dark fabric that reads as a solid. For the 22" square sampler you will need 1/4 of a yard. For the 22" x 29" quilt you will need 1/2 of a yard.

## SAMPLE LAYOUTS



## GENERAL PIECING DIRECTIONS

These apply for the the next nine months, so save this if you need to refer back to it as a refresher.

### Half Square Triangles (HST):


Take two fabric squares. Draw a diagonal line on the back of the lighter square. Sandwich the two squares, right sides together. Sew a seam 1/4" on each side of the drawn line. Cut on the drawn line. Press open. Makes two HSTs. Trim to size if necessary.



HST

### Quarter Square Triangles (QST):

Make two HSTs. Draw a diagonal line on the back of one (across the seam). Sandwich the HSTs, right sides together, dark side to light side. Sew 1/4" from each side of the drawn line. Cut on the line and press open.



QST

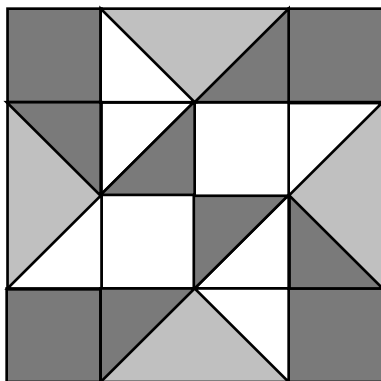
### Flying Geese:

Take a fabric rectangle and two squares. Draw a diagonal line on the back of the lighter square. Sandwich a square at one end of the rectangle, right sides together. Sew on the drawn line. Trim the outside triangle off, leaving a 1/4" seam allowance. Press open. Repeat on the opposite side of the rectangle.



FLYING GEESE

## SEPTEMBER: BLOCK 1



### CUTTING INSTRUCTIONS



Dark: cut eight 2" squares & one 2½" square



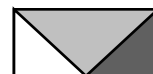
Medium: cut four 2" x 3½" rectangles



Light: cut six 2" squares & one 2½" square

### SEWING INSTRUCTIONS

1. Make two HSTs with the dark & light 2½" squares. Trim to 2."
2. Make four flying geese with the medium rectangles and a dark and a light 2" square for each unit.
3. Assemble all the units using the diagram above for placement.



## SEPTEMBER BIRTHDAYS

2ND LINDA HAMEL

13TH SILVIA HOMA

16TH CLEM DUPONT

5TH LAURIE KELLY

14TH BARBARA KUTERBACH

22ND NANCY MILLER

## QUILT SHOW DEADLINES

**Art Quilt Elements 2012**, Wayne Art Center Wayne P.A. This is the 10th Exhibition of the internationally acclaimed AQE show set in suburban Philadelphia. This is a juried ART Quilt show. Registration is on line [www.artquilelementsentry.com](http://www.artquilelementsentry.com). The show is March 30 - May 13, 2012 and registration closes September 25th, 2011.

**Yesterday, Today, and Tomorrow: Piecing Across Generations.** An NQA Judged Quilt Show presented by

the Undercover Quilters Quilt Guild. Saturday, October 22 and Sunday October 23, 10am to 4pm daily. Brookhaven Municipal Building, 2 Cambridge Road, Brookhaven, PA 19015. Donation \$5 (children under 12 are free). For a registration form to enter your quilt in the show, go to website [www.undercoverquilters.com](http://www.undercoverquilters.com) to download the form.

## QUILT JUMBLE ANSWER



### Fussy Cut

The cutting out of specific areas of a fabric to use the image or motif on the fabric. Often used to isolate animals, flowers, etc. from a "conversation print" or novelty print fabric.

Our Guild meets on the first and third Wednesday of each month, with a special basting meeting on the fifth Wednesday. We meet at the First United Church of Christ, 145 Chestnut Street, Spring City, PA 19475. Babysitting is available if arranged in advance with Jean Atwood. Dues are \$15 per year and guests are always welcome.

Elizabeth Snead, has more membership information.

Our newsletters are now on-line. Check us out at our website  
[loosethreadsquilters.org](http://loosethreadsquilters.org)