



November 22, 2015

Dear Fellow Quilters,

Plans are well underway for our annual Loose Threads Quilters Tea and we are anxious to share them with you. Mark your calendar for Saturday, March 12, 2016, with a snow date of March 19, 2016 and plan to come to the First United Church of Christ located at 145 Chestnut St., in Spring City, PA. Admission is \$25.00 per person. The Tea will begin at 10 a.m. (Doors will open at 9:30). Our guest speaker will begin her lecture at 10:30; then enjoy a delicious luncheon buffet served at noon followed by the discussion groups.

Our other popular features are: the member quilt exhibit, sewing room & used book sale, craft sale, LTQ auction, Tea block raffle, many door prizes and the guest show-and-tell. Whew! It will be a very busy day, but one you are sure to enjoy. This year we will be celebrating the 25<sup>th</sup> anniversary of our Quilter's Tea. We have included a space on the registration form to tell us how many Teas you have attended and, perhaps, a special Tea memory you might like to share.

This year we will again take table reservations for the dining room, but only for groups of eight that can fill an entire table. If all 8 registration forms are mailed together, a table will be reserved in the dining room for your group.

The event fills up quickly, so mail in your registration early! We hope you will be joining us for this entertaining annual event. If you have some quilting friends who would like to attend, simply tell them to look for the registration form, along with all the information regarding the Tea, on our guild website [www.theloosethreadsquilters.org](http://www.theloosethreadsquilters.org).

Sincerely,  
Toni Hughes, Pat Leiter & Kiti Williams  
Loose Threads Tea Chairs

Questions? Toni Hughes  
Laurie Kelly

[mrthughes@msm.com](mailto:mrthughes@msm.com)  
[family5kelly@comcast.net](mailto:family5kelly@comcast.net)

## 2016 QUILTER'S TEA ACTIVITIES

### ADMISSION

The doors will **NOT** open before 9:30! We need time to prepare for this great event so we ask for your cooperation. You do **NOT** need to pick up your registration folder immediately upon entering. The quilt exhibit and sale venues will all be open when you enter, so check those areas out first if you wish. Just pick up your registration folder prior to entering the dining room.

### TEA BLOCK 2016

We ask each person who attends to make a quilt block; the instructions are enclosed. Bring it on the day of the Tea and turn it in at the designated table. The collected blocks will be raffled in the main dining room at the end of the day. **Please take extra care to sew accurately with 1/4" seams and check that your completed block has the listed measurements.**

### QUILT EXHIBIT

We will have a display of recent projects made by the Loose Threads members. Enjoy the exhibit and then vote for your favorite to receive the Viewer's Choice Award.

### CRAFT TABLE

There will be a variety of new handcrafted items and kits for sale that have been made by our members.

### SEWING ROOM SALE & USED BOOK SALE

Shop for hidden treasures at our bargain sale loaded with fabric, sewing related items, books and magazines.

### LTQ AUCTION

In this auction, our guests buy tickets, which are chances to win a wide variety of items. Buy as many tickets as you'd like, and bid them on any item by placing one or more tickets in the container beside the item you'd like to win. At the end of the Tea, one winning ticket is drawn from the container beside each item, and the item is given to the owner of that ticket.

### SHOW-AND-TELL

Please share with us any quilts inspired by last year's discussion groups, the Tea block raffle, or anything created from treasures you found in our sewing room sale. Please do not bring any current guild raffle quilts.

### REGISTRATION 2017

Next year's Tea invitations will again be sent online and available by December 1, 2016 on our web site. If you do not have computer access, bring a *stamped (FOREVER STAMPS ONLY)*, self-addressed **legal size** envelope. We will collect 50¢ to cover the cost of copying. There will be stamped envelopes available to purchase for an additional 50¢.

Check our web site, [www.theloosethreadsquilters.org](http://www.theloosethreadsquilters.org) for cancellation notice due to inclement weather.

## 2016 DISCUSSION GROUPS

Each guest will be registered for only 1 discussion group, chosen from the following list of seven topics. Please indicate, on the registration form, your top 2 choices. And remember to make a note of your choices!

**Hanging on a string** - or what do I do with all those bits of fabric after I finish making my "real quilts". Those bits may be narrow, but they still originally cost \$10 (or more) a yard. There will be examples of stringy quilts, pictures, ideas, and your special quilts are welcome. Come hang out.

**Helping Haiti** - "Give a man a fish, and you feed him for a day; show him how to catch fish, and you feed him for a lifetime." – Ancient proverb  
In the midst of poverty and destruction in Haiti the women are meeting the daily challenges by learning new things and finding new opportunity through art and fair trade. In 2014 and 2015 a select group of women in Port-au-Prince were given the opportunity to learn how to sew and create beautiful things by hand. This tea discussion will show what happened in those classes, show examples of the work completed, and talk about the challenges that the women face each day in Haiti.

**Gizmos & Gadgets** – Be amazed! There are lots of odd things that you might not realize you can use for quilting. Know of some yourself...bring them along.

**Missouri Star Quilt Company** – Have you used any of the patterns, tutorials or suggestions from either the magazine or website of this company? We have been inspired by both! We would like to invite you to bring any comments, blocks, quilts, (or one in process) to share with the group how Missouri Star has inspired you.

**Games and More** – Are you looking for a new program? A way for members of your guild to become better acquainted? Come and share your ideas for games and other ways to accomplish this. Come and play Patchwork bingo

**Round Robin** – Want to make new friends, improve your quilting skills and end up with a beautiful quilt...consider participating in a 'round robin'. Learn all about this unique quilting experience from an enthusiastic convert.

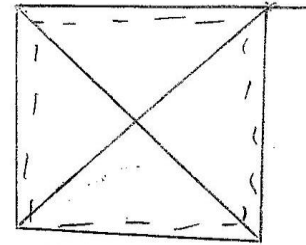
**Half Square Triangles** – Have you ever wondered about what you can do with half square triangles? Well, wonder no more. Come and see what we have made with half square triangles!

**Guest Speaker** - Victoria Gertenbach's topic at our Tea will be "*Heart Inspired: Finding Inspiration from What Attracts You*". The lecture will focus on the personal inspiration behind Victoria's quilts and how others may develop their own personal source of inspiration. The trunk show will feature a selection of her quilts, discussing the stories and construction behind them.


Website: [www.thesillyboodilly.blogspot.com](http://www.thesillyboodilly.blogspot.com)

## Disappearing Hourglass Block

Colors: Use a medium to dark blue and off white or cream  
 Cut two 10" squares, place right sides together and sew completely around the outside edges. Cut diagonally twice. Carefully press each of the four 6  $\frac{1}{4}$ " half square triangle (some bias edges!) These measurements are based on my machine's  $\frac{1}{4}$ ". Don't worry if yours are slightly larger or smaller.




Arrange and sew as shown into hourglass block, paying attention to placement of light & darks. This block should be slightly larger than 12  $\frac{1}{2}$ ".




Divide into three equal sections of 4  $\frac{1}{4}$ " each. Cut vertically. Turn cutting mat 90 degrees. Divide into three equal sections of 4  $\frac{1}{4}$ " each. There will be 9 size squares.

Flip different sections as shown in figure, check it out. See that the block will look like the finished block below. Then sew each row together into a 9-patch.



After sewing together, the block should look like design below and measure slightly less than 11  $\frac{1}{2}$ ".



This is a Missouri Star Quilt Company design. Before you begin, check out the excellent tutorial which will help you in making this Tea block. <https://www.youtube.com/watch?v=xXggafOP230>

## 2016 TEA REGISTRATION

Name: \_\_\_\_\_

Address: \_\_\_\_\_

\_\_\_\_\_

Phone: \_\_\_\_\_

Email address: \_\_\_\_\_

Guild Assoc. \_\_\_\_\_

Number of years attended Tea \_\_\_\_\_

Tea Memory \_\_\_\_\_

\_\_\_\_\_

\_\_\_\_\_

\_\_\_\_\_

\_\_\_\_\_

**Please choose 2 of the following discussion topics, putting #1 next to your first choice and #2 next to your second choice.** You will attend one discussion group and a presentation in the dining room by our guest speaker Victoria Gertenbach. Please make a note of your choices for future reference.

Hanging on a string	_____
Help Haiti	_____
Gizmos & Gadgets	_____
Games and More	_____
Missouri Star Lessons	_____
Round Robins	_____
Half Square Triangles	_____

Mail registration form and check for \$25.00 (per person) payable to **Loose Threads Quilters** to:

Laurie Kelly  
PO Box 24  
Gilbertsville, PA19525

***You will be contacted only if the event is sold out.***